



City of Phoenix
Office of the City Engineer
Design and Construction Procurement
200 W. Washington Street, 5th Floor
Phoenix, Arizona 85003-1611

PROJECT NO. AV15000073
AVIATION DEPARTMENT
PHOENIX SKY HARBOR INTERNATIONAL AIRPORT
RENTAL CAR CENTER LED LIGHT RETROFIT
DESIGN-BID-BUILD

RFx 6000001472

ADDENDUM NO. 3

ISSUE DATE: November 17, 2023

Bidders are hereby notified that the Bidding and Contract Documents for the above project, for which Bids are to be received on **Tuesday, November 28, 2023**, are amended as follows:

Q1.	Where will the disposal of the fixtures be located?
A1.	Space for a dumpster for waste disposal will be provided in the Rental Car Center loading dock area adjacent to Rental Car Way. Exact location shall be coordinated with the Project Manager and the Rental Car Center Program Manager. Refer to project specifications for lighting fixture lamp and ballast disposal.
Q2.	Will we need to provide temporary toilets to use while working?
A2.	Temporary toilets shall be provided by the Contractor. Space will be provided in the Rental Car Center loading dock area adjacent to Rental Car Way. Exact location shall be coordinated with Project Manager and Rental Car Center Program Manager after contract award.
Q3.	Due to a phased install, will we be able to ask for an extension on completion time?
A3.	Overall construction schedule shall be determined based upon outcome of Stakeholder coordination meetings. A no-cost contract amendment for time extension beyond the stated 270 days can be executed if necessary once construction schedule is finalized.
Q4.	How can we submit completed forms S.B.U.-1 and L.O.I.-1 if we do not have a contract or know who the subcontractors will be?
A4.	The scope of work for the project is known from the Information For Bidders so the Bidder can propose a list of potential subcontractors or SBE Utilization according to the scope of work, and have the Letter of Intent to Perform for those possible subcontractors if the Bidder is awarded the Bid.
Q5.	Is space provided for an office during the project?
A5.	Space will be provided at the 500 S. 24th Street Complex for a "Conex"-type construction office and material storage container(s). Contractor shall be responsible for connection to power and associated costs.
Q6.	Will there be any staging areas?
A6.	Exact location of staging areas on Rental Car Center Levels 1, 2, and 3 shall be coordinated with the Project Manager and the Rental Car Center Program Manager after contract award.

Q7.	If you look at plan E4.1-9, a lot of fixtures have the same closed circle or open circle, but all of them have the same name. My understanding is supposed to be different from each other. That fixture notation is not found in or different from the lighting schedule. In the next plan, E4.2, (E4.1 is compared with E4.2) the same closed and open circle are used but name them all same, but the name is different from the previous plan, E4.1. This continues throughout the E4 section.
A7.	In plans closed circle denotes emergency fixture and open circle denotes normal fixture. This is consistent with all fixtures throughout plan set. Fixture symbol is repeated on some fixtures and denotes location of fixture, and letter call out denotes type of fixture found in fixture schedule Plan Sheet numbers E00.3 and E00.4.
Q8.	<p>In General Information, the city says, "The City reserves the right to award the contract to the lowest responsible responsive bidder" This statement seems to me that the city will select one lowest bidder. However, In POST-BID SUBMITTAL CHECKLIST, the City says, "The three lowest bidders must submit completed contracts documents listed below".</p> <p>Could you make it clear whether the city will select one lowest bidder or three lowest bidder? If three lowest bidders are selected, how does the city proceed the project with three winning bidders? If they share the project, what about bond requirements, bonds for one third of the final project costs.</p>
A8.	<p>The contract will be awarded to the lowest responsible bidder, so only one contract.</p> <p>However the process is at the time of the Bid Opening, all Bids will be read to the public. The three lowest bidders as shown on the list will submit post-bid submittal documents. The Equal Opportunity Department and I will go through a quality control and quality assurance checklist to ensure all documents submitted comply with the requirements. From this evaluation, the lowest bidder with complete documentation will be awarded the contract.</p>

Information For Bidders:

1. Delete the following section in its entirety:
 - a. Bid Proposal Items Document, Sec. II, Bid Proposal, Pages P.-2 to P.-8.
Replace with the following: Bid Proposal Document, Sec. II, Bid Proposal, Pages P.-2 to P.9 (attached).

Plan Sheets:

1. Add the following new plan sheets (attached):
 - a) E10.3: BUILDING SIXT LIGHTING PLAN
2. Delete the following plan sheets and replace sheets with the attached (see clouded areas for specific plan changes)
 - a) E00.1: ELECTRICAL DRAWING INDEX (Addition to Drawing Index of Sheet E10.3 Building Sixt Lighting Plan)
 - b) E3.2 LIGHTING PLAN LEVEL 3 RENTAL CAR AREA 2 (Addition of two SA fixtures)
 - c) Removed areas of the Rental Car Core Buildings as the City of Phoenix has already completed the LED upgrades (shown in the clouded areas). E4.1 LIGHTING PLAN LEVEL 4 CSB AREA 3B
E4.3 LIGHTING PLAN LEVEL 4 CSB AREA 5B
E4.4 LIGHTING PLAN LEVEL 4 CSB AREA 6A
E4.6 LIGHTING PLAN LEVEL 4 CSB AREA 7B
E4.7 LIGHTING PLAN LEVEL 4 CSB AREA 8A

- E4.8 LIGHTING PLAN LEVEL 4 CSB AREA 8B
- E4.9 LIGHTING PLAN LEVEL 4 CSB AREA 11B
- E5.1 LIGHTING PLAN LEVEL 5 CSB PLATFORM AREA 3B
- E5.2 LIGHTING PLAN LEVEL 4 CSB PLATFORM AREA 5B
- E5.3 LIGHTING PLAN LEVEL 4 CSB PLATFORM AREA 7B
- E5.4 LIGHTING PLAN LEVEL 4 CSB PLATFORM AREA 8A
- E5.5 LIGHTING PLAN LEVEL 4 CSB PLATFORM AREA 8B
- E6.1 LARGE SCALE ELECTRICAL LIGHTING CORE PLAN LEVEL 1 AREA 3B
- E6.2 LARGE SCALE ELECTRICAL LIGHTING CORE PLAN LEVEL 1 AREA 7B
- E6.3 LARGE SCALE ELECTRICAL LIGHTING CORE PLAN LEVEL 1 AREA 8B
- E6.4 LARGE SCALE ELECTRICAL LIGHTING CORE PLAN LEVEL 2 AREA 3B
- E6.5 LARGE SCALE ELECTRICAL LIGHTING CORE PLAN LEVEL 2 AREA 7B
- E6.6 LARGE SCALE ELECTRICAL LIGHTING CORE PLAN LEVEL 2 AREA 8B
- E6.7 LARGE SCALE ELECTRICAL LIGHTING CORE PLAN LEVEL 3 AREA 3B
- E6.8 LARGE SCALE ELECTRICAL LIGHTING CORE PLAN LEVEL 3 AREA 7B
- E6.9 LARGE SCALE ELECTRICAL LIGHTING CORE PLAN LEVEL 3 AREA 8B

- d) E11.3 ENLARGED SITE LIGHTING PLAN (Addition of 1 25' direct buried light pole that was damaged at the entrance to drive off Sky Harbor Circle).

NOTE: Bidders must acknowledge receipt of this Addendum by listing the number and date, where provided, on the BID PROPOSAL P.-1

**ATTACHMENTS: BID PROPOSAL TAB SHEET, PAGES P-2 TO P-9
UPDATED PLAN SHEETS (26 PAGES)**

END OF ADDENDUM

Designer of Record
Technical Registrant Seal



**CITY OF PHOENIX
 BID PROPOSAL
 DESIGN-BID-BUILD
 ADDENDUM NO. 3**

PROJECT TITLE: Phoenix Sky Harbor International Airport Rental Car Center LED Light Retrofit
 PROJECT NO.: AV15000073

ITEM NO.	DESCRIPTION	UNIT	QUANTITY	UNIT PRICE	TOTAL
1	Mobilization / Demobilization	LS	1		
2	Phasing/Signage/Traffic Control	LS	1		
3	GPR Scan for Fixture Anchors	EA	6,000		
4	Light Fixture Demo	LS	1		
5	Patch and Repair	LS	1		
6	#12 Conductors for Light Poles and Extended Circuits	LS	1		
7	0 - 10V Low Voltage Conductors	LS	1		
8	CAT - 6 Cabling to Gateways	LS	1		
9	Anchors to Mount Fixtures	EA	13,750		
10	Hangers and Supports for Circuit Extensions	LS	1		
11	Conduit, Raceways, and Cover Plates	LS	1		
12	Lighting Controls/Commissioning	LS	1		
GARAGE LIGHTING					
13	Lighting Fixture GA KIM PGL8/5R/128L- 85/4K8/UNV/WHS/PB22/WIRSC/MOD/BTSSM P/LMO - Pendant Fixture with 10 year Warranty or Approved Equal NOTE: UNIT PRICE = COST OF FIXTURE + COST OF INSTALLATION	EA	1482		
14	Lighting Fixture GA1(WIR) KIM PGL8/5R/128L- 85/4K8/UNV/WHS/WIRSC/PB22 with wiSPACE Occupancy Sensor with 10 Year Warranty or Approved Equal NOTE: UNIT PRICE = COST OF FIXTURE + COST OF INSTALLATION	EA	700		
15	Lighting Fixture GB (WIR) KIM PGL8/5R/128L- 85/4K8/UNV/WHS/WIRSC/PB22 With wiSCAPE Occupancy Sensor with 10 Year Warranty or Approved Equal NOTE: UNIT PRICE = COST OF FIXTURE + COST OF INSTALLATION	EA	638		
16	Lighting Fixture AI COLUMBIA LCAT22- 40LWG-ED 2' x 2' Volumetric Recessed Troffer with Dimming Driver or Approved Equal NOTE: UNIT PRICE = COST OF FIXTURE + COST OF INSTALLATION	EA	342		
17	Lighting Fixture AJ Columbia LCAT22 - 40LWG-ED-ELL 14 2' x 2' Volumetric Recessed Troffer with Dimming Driver - Emergency Fixture with Emergency Battery Pack Installed 1400 Lumens or Approved Equal NOTE: UNIT PRICE = COST OF FIXTURE + COST OF INSTALLATION	EA	88		
18	Light Fixture GF New Fixture, Round 9.0 Wall LED, SPI EIW102 120 277 1000K - C5, or Equal NOTE: UNIT PRICE = COST OF FIXTURE + COST OF INSTALLATION	EA	6		
19	Light Fixture GG New Fixture, Round 9.0 Wall LED on Emergency Circuit, SPI EIW102 120 277 1000K-C5, or Equal NOTE: UNIT PRICE = COST OF FIXTURE + COST OF INSTALLATION	EA	3		

**CITY OF PHOENIX
 BID PROPOSAL
 DESIGN-BID-BUILD
 ADDENDUM NO. 3**

PROJECT TITLE: Phoenix Sky Harbor International Airport Rental Car Center LED Light Retrofit
 PROJECT NO.: AV15000073

ITEM NO.	DESCRIPTION	UNIT	QUANTITY	UNIT PRICE	TOTAL
20	Lighting Fixture GJ PARAMOUNT PMVR10SH-UNV-4K-CRI85-21L-BRE-LD-TPS (WIR-RMI-IO) or Approved Equal NOTE: UNIT PRICE = COST OF FIXTURE + COST OF INSTALLATION	EA	17		
21	Lighting Fixture GK (WIR) PARAMOUNT PMVR10SO-UNV-4K-CRI85-31L-BRE-LD-TPS-CST220805 or Approved Equal NOTE: UNIT PRICE = COST OF FIXTURE + COST OF INSTALLATION	EA	31		
22	Lighting Fixture GN PARAMOUNT PMVR10SO-UNV-4K-CRI85-31L-WHE-LD-TPS-(WIR-RMI-IO) or Approved Equal NOTE: UNIT PRICE = COST OF FIXTURE + COST OF INSTALLATION	EA	1		
23	Lighting Fixture GQ INSIGHT D2/200/40K/SM/UNV/DIM/FINISH/IP66/(WIR-RMI-IO) or Approved Equal NOTE: UNIT PRICE = COST OF FIXTURE + COST OF INSTALLATION	EA	38		
24	Lighting Fixture GR INSIGHT D2/200W/40K/SM/UNV/DIM/FINISH/IP66/(WIR-RMI-IO) or Approved Equal NOTE: UNIT PRICE = COST OF FIXTURE + COST OF INSTALLATION	EA	4		
25	Lighting Fixture SB WE-EF PFL540-LED-660-4422-(WIR-RME-L) or Approved Equal NOTE: UNIT PRICE = COST OF FIXTURE + COST OF INSTALLATION	EA	5		
26	Demo Existing up lights on Level 3 and Extend Conduit to new locations (See Plans) and install new Fixtures (GA and GB).	EA	533		
27	Spare GA fixtures	EA	22		
28	Spare GB fixtures	EA	6		
29	Spare AI fixtures	EA	4		
30	New Occupancy Censor/Sensor Switch NEM9 - or Equal. NOTE: UNIT PRICE = COST OF DEVICE + COST OF INSTALLATION	EA	18		
31	New Room Controller/Sensor Switch NPP16 - or Equal. NOTE: UNIT PRICE = COST OF DEVICE + COST OF INSTALLATION	EA	9		
32	New PC/ Sensor Switch - PCELL-2W1 - or Equal NOTE: UNIT PRICE = COST OF DEVICE + COST OF INSTALLATION	EA	17		
33	New wiScape Lighting Controller - Complete Commissioned and Tested NOTE: UNIT PRICE = COST OF DEVICE + COST OF INSTALLATION	EA	1		
RAMP LIGHTING					
34	Light Fixture GJ New Fixture, Recessed in Wall Cavity LED, Paramount PMVR10SH-UNV-4K-CRI85-21L-BRE-LD-TPS-(WIR-RMI-IO), or Equal NOTE: UNIT PRICE = COST OF FIXTURE + COST OF INSTALLATION	EA	351		
35	Spare GJ fixtures	EA	4		
LAMP REPLACEMENTS GARAGE BUILDINGS					
36	Lighting Fixture CA VISCOR LHBL-48-LED-8-40K-080L-UNV/KIT00001 or Approved Equal NOTE: UNIT PRICE = COST OF FIXTURE + COST OF INSTALLATION	EA	11		

**CITY OF PHOENIX
 BID PROPOSAL
 DESIGN-BID-BUILD
 ADDENDUM NO. 3**

PROJECT TITLE: Phoenix Sky Harbor International Airport Rental Car Center LED Light Retrofit
 PROJECT NO.: AV15000073

ITEM NO.	DESCRIPTION	UNIT	QUANTITY	UNIT PRICE	TOTAL
37	Light Fixture CC Lamps Only 1'x4' Linear Strip Surface Mount 24 Watt LED 277 Volt NOTE: UNIT PRICE = COST OF FIXTURE + COST OF INSTALLATION	EA	8		
38	Lighting Fixture CD INSIGHT CE LUTRON - MX-MO-40K-AD-.*-48-REM-Lutron-TW-.* REMOTE POWER SUPPLY or Approved Equal NOTE: UNIT PRICE = COST OF FIXTURE + COST OF INSTALLATION	EA	20		
39	Lighting Fixture CE COLUMBIA LCAT22-40LWG-ED Recessed 2' x 2' Volumetric Recessed Troffer with Dimming Driver or Approved Equal NOTE: UNIT PRICE = COST OF FIXTURE + COST OF INSTALLATION	EA	16		
40	Lighting Fixture CE1 COLUMBIA LCAT24-40LWG-ED 2' x 4' Recessed Troffer with Dimming Driver or Approved Equal NOTE: UNIT PRICE = COST OF FIXTURE + COST OF INSTALLATION	EA	6		
41	Lighting Fixture CS COLUMBIA LJT14-40XWG-FS A12125-E 1' x 4' Recessed (Refer to Plan Sheet for additional Information Regarding Lamp and Fixture Replacement) or Approved Equal NOTE: UNIT PRICE = COST OF FIXTURE + COST OF INSTALLATION	EA	184		
42	Lighting Fixture CT ALPHA NU6-RD-XTM19-50LM-35K-(NXW) 6" Recessed Down Light or Approved Equal NOTE: UNIT PRICE = COST OF FIXTURE + COST OF INSTALLATION	EA	42		
43	Lighting Fixture CV COLUMBIA LJT14-40 HL G-FS A12125-E 1' x 4' Recessed (Refer to Plan Sheet for additional Information Regarding Lamp and Fixture Replacement) or Approved equal NOTE: UNIT PRICE = COST OF FIXTURE + COST OF INSTALLATION	EA	7		
44	Lighting Fixture CW EXO LNC2-48L-15-4K7-3-UNV-.*-.* Surface Wall Pack or Approved Equal NOTE: UNIT PRICE = COST OF FIXTURE + COST OF INSTALLATION	EA	6		
45	Lighting Fixture CY HUBBELL VTC 5K G U Surface Mount Vaportite or Approved Equal NOTE: UNIT PRICE = COST OF FIXTURE + COST OF INSTALLATION	EA	4		
46	Lighting Fixture CAC NULITE RW6-6D-06-L35-(NXW) Wall Mounted Linear (Refer to Plan Sheet for Additional Information Regarding Lamp and Fixture Replacement) or Approved Equal NOTE: UNIT PRICE = COST OF FIXTURE + COST OF INSTALLATION	EA	12		
47	Lighting Fixture GM COLUMBIA MPS-4-40-LW-E-U-LCWG4 or Approved Equal NOTE: UNIT PRICE = COST OF FIXTURE + COST OF INSTALLATION	EA	15		
48	Lighting Fixture GN PARAMOUNT PMVR10SO-UNV-4K-CRI85-31L-WHE-LD-TPS-(WIR-RMI-IO) or Approved Equal NOTE: UNIT PRICE = COST OF FIXTURE + COST OF INSTALLATION	EA	43		
49	Lighting Fixture GT PARAMOUNT PMVR10SH-UNV-4K-CRI85-x-BRE-LD-TPS-CST220805 (WIR-RMI-IO) or Approved Equal NOTE: UNIT PRICE = COST OF FIXTURE + COST OF INSTALLATION	EA	15		

**CITY OF PHOENIX
 BID PROPOSAL
 DESIGN-BID-BUILD
 ADDENDUM NO. 3**

PROJECT TITLE: Phoenix Sky Harbor International Airport Rental Car Center LED Light Retrofit
 PROJECT NO.: AV15000073

ITEM NO.	DESCRIPTION	UNIT	QUANTITY	UNIT PRICE	TOTAL
50	Lighting Fixture GU PARAMOUNT PMVR10SO-UNV-4K-CRI85-31L-WHE-LD-TPS-(WIR-RMI-IO) or Approved Equal NOTE: UNIT PRICE = COST OF FIXTURE + COST OF INSTALLATION	EA	2		
51	Lighting Fixture SA WE-EF PFL540-LED-660-4422-(WIR-RME-L) or Approved Equal NOTE: UNIT PRICE = COST OF FIXTURE + COST OF INSTALLATION	EA	5		
52	Lighting Fixture SB WE-EF PFL540-LED-660-4422-(WIR-RME-L) or Approved Equal NOTE: UNIT PRICE = COST OF FIXTURE + COST OF INSTALLATION	EA	16		
53	Lighting Fixture SC WE-EF PFL540-LED-660-4421-(WIR-RME-L) or Approved Equal NOTE: UNIT PRICE = COST OF FIXTURE + COST OF INSTALLATION	EA	3		
54	Spare CA Lamps	EA	4		
55	Spare CS Lamps	EA	3		
LEVEL 4 MEZZANINE					
56	Lighting Fixture CA VISCOR LHBL-48-LED-8-40K-080L-UNV/KIT00001 or Approved Equal NOTE: UNIT PRICE = COST OF FIXTURE + COST OF INSTALLATION	EA	11		
57	Lighting Fixture CB VISCOR LHBL-48-LED-8-40K-040L-UNV/KIT00001 or Approved Equal NOTE: UNIT PRICE = COST OF FIXTURE + COST OF INSTALLATION	EA	1		
58	Light Fixture CC Lamps Only 1'x4' Linear Strip Surface Mount 24 Watt LED 277 Volt NOTE: UNIT PRICE = COST OF FIXTURE + COST OF INSTALLATION	EA	9		
59	Lighting Fixture CF VISCOR LCOMN-48-LED-8-40K-030L-UNV-P95-(NXW) or Approved Equal NOTE: UNIT PRICE = COST OF FIXTURE + COST OF INSTALLATION	EA	120		
60	Lighting Fixture CG VISCOR LCOMN-24-LED-8-40K-030L-UNV-P95-(NWX) or Approved Equal NOTE: UNIT PRICE = COST OF FIXTURE + COST OF INSTALLATION	EA	19		
61	Lighting Fixture CL1 METEOR RI-110L-408-UNV-STV-ASY-(STD FINISH)-(MOUNTING)-GSV-OUT or Approved Equal NOTE: UNIT PRICE = COST OF FIXTURE + COST OF INSTALLATION	EA	52		
62	Lighting Fixture CL2 METEOR RI-110L-408-UNV-STV-ASY-(STD FINISH)-(MOUNTING)-GSV-OUT or Approved Equal NOTE: UNIT PRICE = COST OF FIXTURE + COST OF INSTALLATION	EA	47		
63	Lighting Fixture CM LIGMAN UBE-20001-40W- W40-*120/277V-DIM-A90891-(NXW) COLUMN Light 9" DIA - 65 DEG OPTIC -40W COB -4000K - DIMMING 0-10V DRIVE or Approved Equal NOTE: UNIT PRICE = COST OF FIXTURE + COST OF INSTALLATION	EA	10		
64	Lighting Fixture CN VANTAGE A8VOFLED-U-30-40K-L8060-SGC-(NXW) or Approved Equal NOTE: UNIT PRICE = COST OF FIXTURE + COST OF INSTALLATION	EA	45		

**CITY OF PHOENIX
BID PROPOSAL
DESIGN-BID-BUILD
ADDENDUM NO. 3**

PROJECT TITLE: Phoenix Sky Harbor International Airport Rental Car Center LED Light Retrofit
PROJECT NO.: AV15000073

ITEM NO.	DESCRIPTION	UNIT	QUANTITY	UNIT PRICE	TOTAL
65	Lighting Fixture CPF MELEDY MER-MO-40K-8080-SGC-(NXW) or Approved Equal NOTE: UNIT PRICE = COST OF FIXTURE + COST OF INSTALLATION	EA	148		
66	Lighting Fixture CQF PROSPOT PS6-MO-40K-60-KN-TW or Approved Equal NOTE: UNIT PRICE = COST OF FIXTURE + COST OF INSTALLATION	EA	112		
67	Lighting Fixture CT ALPHA NU6-RD-XTM19-50LM-35K-(NXW) 6" Recessed Down Light or Approved Equal NOTE: UNIT PRICE = COST OF FIXTURE + COST OF INSTALLATION	EA	225		
68	Lighting Fixture CAA PRESCOLITE MD8LED-8L-40K-8-8MD-8L-(NXW) or Approved Equal NOTE: UNIT PRICE = COST OF FIXTURE + COST OF INSTALLATION	EA	76		
69	Lighting Fixture CAB VISCOR LCOMM-48-LED-8-40K-040L-UNV-P95-(NXW) or Approved Equal NOTE: UNIT PRICE = COST OF FIXTURE + COST OF INSTALLATION	EA	86		
70	Lighting Fixture CAC NULITE RW6-6D-06-L35-(NXW) Wall Mounted Linear (Refer to Plan Sheet for Additional Information Regarding Lamp and Fixture Replacement) or Approved Equal NOTE: UNIT PRICE = COST OF FIXTURE + COST OF INSTALLATION	EA	3		
71	Lighting Fixture SF-PARAMOUNT PMVR10SH-UNV-4K-CRI85-21L-BRE-LD-TPS-CST220805 (WIR-RMI-IO) or Approved Equal NOTE: UNIT PRICE = COST OF FIXTURE + COST OF INSTALLATION	EA	6		
72	New Occupancy Censor/Sensor Switch NEM9 - or Equal. NOTE: UNIT PRICE = COST OF DEVICE + COST OF INSTALLATION	EA	14		
73	New Room Controller/Sensor Switch NPP16 - or Equal. NOTE: UNIT PRICE = COST OF DEVICE + COST OF INSTALLATION	EA	7		
74	Spare CA lamps	EA	2		
75	Spare CF lamps	EA	2		
76	Spare CQF fixtures	EA	4		
77	Spare CT fixtures	EA	4		
STREET POLE LIGHTS					
78	Lighting Fixture SA WE-EF PFL540-LED-660-4422-(WIR-RME-L) or Approved Equal NOTE: UNIT PRICE = COST OF FIXTURE + COST OF INSTALLATION	EA	50		
79	Lighting Fixture SB WE-EF PFL540-LED-660-4422-(WIR-RME-L) or Approved Equal NOTE: UNIT PRICE = COST OF FIXTURE + COST OF INSTALLATION	EA	1		
80	New Gateway Device to communicate with wiScape NOTE: UNIT PRICE = COST OF DEVICE + COST OF INSTALLATION	EA	2		
81	New 25' Square Direct Buried Pole CEM-TEC CSB407-DB-25AFG NOTE: UNIT PRICE = COST OF POLE + COST OF INSTALLATION	EA	1		

**CITY OF PHOENIX
 BID PROPOSAL
 DESIGN-BID-BUILD
 ADDENDUM NO. 3**

PROJECT TITLE: Phoenix Sky Harbor International Airport Rental Car Center LED Light Retrofit
 PROJECT NO.: AV15000073

ITEM NO.	DESCRIPTION	UNIT	QUANTITY	UNIT PRICE	TOTAL
FOX ADMIN/MAINTENANCE BUILDINGS					
82	Lighting Fixture AA VISCOR LHBL-48-LED-8-40K-080L-UNV/KIT00001 or Approved Equal NOTE: UNIT PRICE = COST OF FIXTURE + COST OF INSTALLATION	EA	34		
83	Lighting Fixture AB VISCOR LHBL-48-LED-8-40K-040L-UNV/KIT00001 or Approved Equal NOTE: UNIT PRICE = COST OF FIXTURE + COST OF INSTALLATION	EA	42		
84	Lighting Fixture AC COLUMBIA LCAT22-40LWG-ED 2' x 2' Volumetric Recessed Troffer with Dimming Driver or Approved Equal NOTE: UNIT PRICE = COST OF FIXTURE + COST OF INSTALLATION	EA	47		
85	Lighting Fixture CE1 COLUMBIA LCAT24-40LWG-ED or Approved Equal NOTE: UNIT PRICE = COST OF FIXTURE + COST OF INSTALLATION	EA	4		
86	Lighting Fixture AE COLUMBIA LJT14-40XWG-FS A12125-E 1' x 4' Recessed (Refer to Plan Sheet for additional Information Regarding Lamp and Fixture Replacement) or Approved Equal NOTE: UNIT PRICE = COST OF FIXTURE + COST OF INSTALLATION	EA	53		
87	Lighting Fixture AF ALPHA NU6-RD-XTM19-50LM-35K-(NXW) 6" Recessed Down Light or Approved Equal NOTE: UNIT PRICE = COST OF FIXTURE + COST OF INSTALLATION	EA	47		
88	Lighting Fixture CV COLUMBIA LJT14-40 HL G-FS A12125-E 1' x 4' Recessed (Refer to Plan Sheet for additional Information Regarding Lamp and Fixture Replacement) or Approved Equal NOTE: UNIT PRICE = COST OF FIXTURE + COST OF INSTALLATION	EA	13		
89	Lighting Fixture CW EXO LNC2-48L-15-4K7-3-UNV-*.*. Surface Wall Pack or Approved Equal NOTE: UNIT PRICE = COST OF FIXTURE + COST OF INSTALLATION	EA	82		
90	Lighting Fixture AG NULITE RW6-6D-06-L35-(NXW) Wall Mounted Linear (Refer to Plan Sheet for Additional Information Regarding Lamp and Fixture Replacement) or Approved Equal NOTE: UNIT PRICE = COST OF FIXTURE + COST OF INSTALLATION	EA	7		
91	Lighting Fixture AH KIM PGL8/5R/128L-85/4K8/UNV/WHS/PB22/ - Pendent Fixture with 10 year Warranty or Approved Equal NOTE: UNIT PRICE = COST OF FIXTURE + COST OF INSTALLATION	EA	15		
92	Lighting Fixture SA WE-EF PFL540-LED-660-4422-(WIR-RME-L) or Approved Equal NOTE: UNIT PRICE = COST OF FIXTURE + COST OF INSTALLATION	EA	30		
93	Lighting Fixture SB WE-EF PFL540-LED-660-4422-(WIR-RME-L) or Approved Equal NOTE: UNIT PRICE = COST OF FIXTURE + COST OF INSTALLATION	EA	11		
94	Lighting Fixture SH HUBBELL LSQ-2-55-4K7-UNV-WHT or Approved Equal NOTE: UNIT PRICE = COST OF FIXTURE + COST OF INSTALLATION	EA	5		

**CITY OF PHOENIX
 BID PROPOSAL
 DESIGN-BID-BUILD
 ADDENDUM NO. 3**

PROJECT TITLE: Phoenix Sky Harbor International Airport Rental Car Center LED Light Retrofit
 PROJECT NO.: AV15000073

ITEM NO.	DESCRIPTION	UNIT	QUANTITY	UNIT PRICE	TOTAL
95	Lighting Fixture SJ CIP GTE3501E-150W-196X2W-G4000K-CDV- AC100- or Approved Equal NOTE: UNIT PRICE = COST OF FIXTURE + COST OF INSTALLATION	EA	32		
96	Lighting Fixture SK CIP GTE3501E-150W-196X2W-G4000K-CDV- AC100-277V-(WIR-RMI-IO / HUBBELL WISCAPE) or Approved Equal NOTE: UNIT PRICE = COST OF FIXTURE + COST OF INSTALLATION	EA	9		
97	Lighting Fixture TC COLUMBIA LJT14-40XW-G-FS-A12125-E or Approved Equal NOTE: UNIT PRICE = COST OF FIXTURE + COST OF INSTALLATION	EA	4		
98	Lighting Fixture TH COLUMBIA LCAT22-40LWG-ED or Approved Equal NOTE: UNIT PRICE = COST OF FIXTURE + COST OF INSTALLATION	EA	1		
99	Lighting Fixture TK VISCOR LHBL-48-LED-8-40K-080L-UNV/KIT00001 or Approved Equal NOTE: UNIT PRICE = COST OF FIXTURE + COST OF INSTALLATION	EA	2		
SIXT ADMIN./MAINTENANCE BUILDING					
100	Lighting Fixture BA CURRENT RDI2-36L-25-4K7-3-UNV-DBT-WIR-RMI-IO or Approved Equal NOTE: UNIT PRICE = COST OF FIXTURE + COST OF INSTALLATION	EA	37		
101	Lighting Fixture BB HUBBELL LSQ1-40-4K7-UNV-WHT or Approved Equal NOTE: UNIT PRICE = COST OF FIXTURE + COST OF INSTALLATION	EA	19		
102	Lighting Fixture CAC NULITE RW6-6D-06-L35-(NXW) Wall Mounted Linear (Refer to Plan Sheet for Additional Information Regarding Lamp and Fixture Replacement) or Approved Equal NOTE: UNIT PRICE = COST OF FIXTURE + COST OF INSTALLATION	EA	2		
103	Replacement T8 LED Bulbs for 3 Tube Flourescent Troffers (12 Fixtures X 3 New LED Bulbs each) NOTE: UNIT PRICE = COST OF BULBS + COST OF INSTALLATION	EA	36		
104	Replacement T8 LED Bulbs for 2 Tube Flourescent Pendent Fixtures (13 Fixtures X 2 New LED Bulbs each) NOTE: UNIT PRICE = COST OF BULBS + COST OF INSTALLATION	EA	26		

**CITY OF PHOENIX
 BID PROPOSAL
 DESIGN-BID-BUILD
 ADDENDUM NO. 3**

PROJECT TITLE: Phoenix Sky Harbor International Airport Rental Car Center LED Light Retrofit
 PROJECT NO.: AV15000073

ITEM NO.	DESCRIPTION	UNIT	QUANTITY	UNIT PRICE	TOTAL
ALLOWANCES					
105	Allowance (Owner-Controlled)	JOB	1	\$200,000.00	\$200,000.00
BASE BID (ITEMS 1 THROUGH 105 - INCLUSIVE)					
_____ & _____ /100 DOLLARS					
WRITTEN WORDS					

Prepared By:

 Signature

 Name

 Position/Title

 Firm Name

CITY OF PHOENIX AVIATION DEPARTMENT DESIGN & CONSTRUCTION SERVICES



PROJECT NAME **PSHIA RENTAL CAR LED LIGHT RETROFIT**
 ADDRESS **PHOENIX SKY HARBOR INTERNATIONAL AIRPORT**
 PROJECT NUMBER **AV15000073-1**

MAYOR
KATE GALLEGO

CITY COUNCIL

DISTRICT NO. 1 ANN O'BRIEN	DISTRICT NO. 5 BETTY GUARDADO
DISTRICT NO. 2 JIM WARING	DISTRICT NO. 6 KEVIN ROBINSON
DISTRICT NO. 3 DEBRA STARK	DISTRICT NO. 7 YASSAMIN ANSARI
DISTRICT NO. 4 LAURA PASTOR	DISTRICT NO. 8 KESHA HODGE WASHINGTON

PHOENIX AVIATION ADVISORY BOARD

VALENCIA FISHER, CHAIR

SETH SCOTT	SANDRA FERNIZA
RUBEN ALONZO	BRIAN J. FOSTER
STEPHANIE FLEISCHMAN CHERNY	VERMA PASTOR
ANDREW M. COHN	RON PRICE

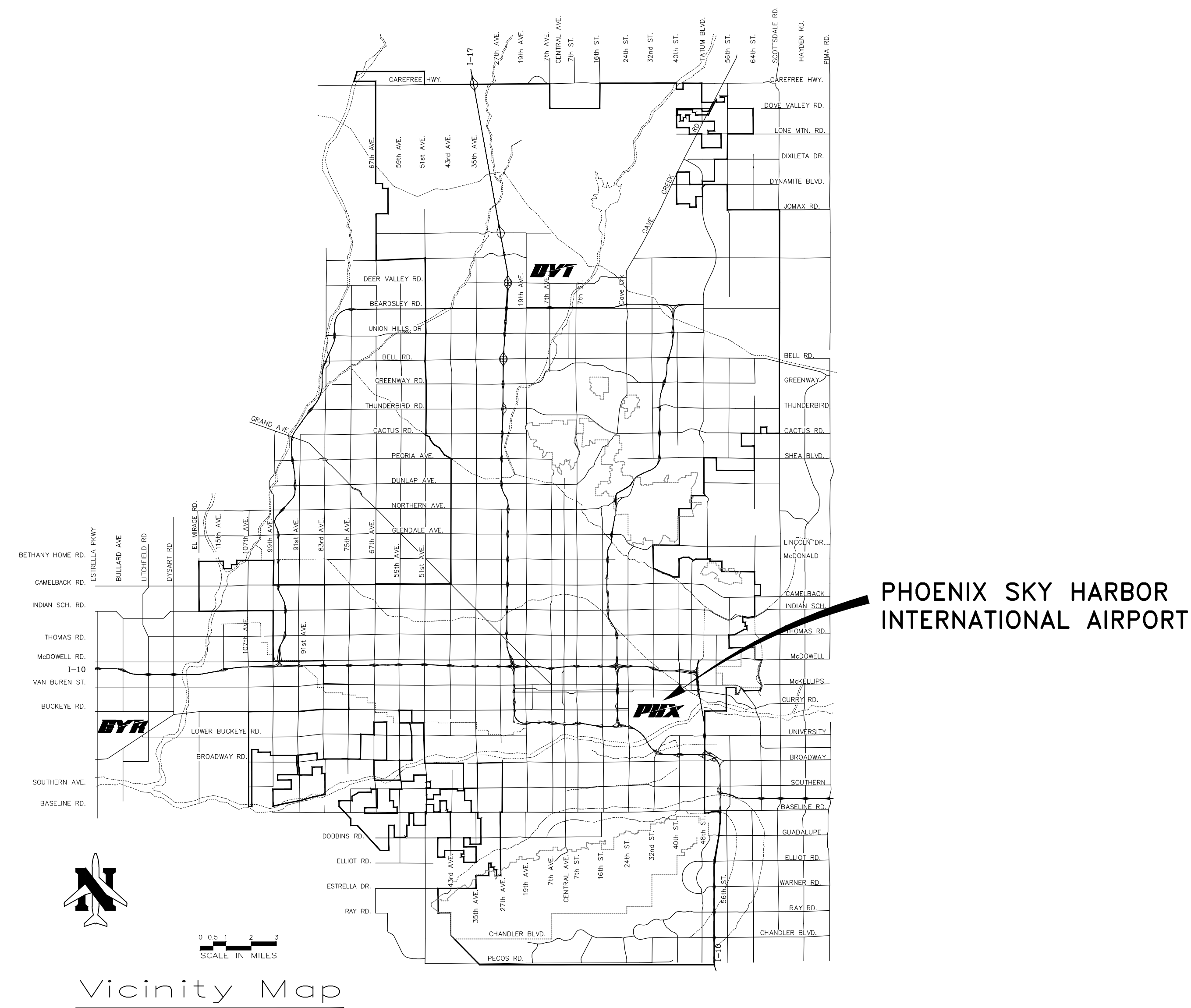

CITY MANAGER JEFF BARTON

CITY ENGINEER ERIC J. FROBERG

APPROVALS

DEPUTY AVIATION DIRECTOR _____ DATE _____
 DESIGN & CONSTRUCTION SERVICES DIVISION

PER CITY OF PHOENIX CITY CODE CHAPTER 2, SECTION 2-28, THESE PLANS ARE FOR OFFICIAL USE ONLY AND MAY NOT BE SHARED WITH OTHERS EXCEPT AS REQUIRED TO FULFILL THE OBLIGATIONS OF YOUR CONTRACT WITH THE CITY OF PHOENIX.



100% SUBMITTAL

AV15000073-1

PHX BYR EYR
CITY OF PHOENIX AVIATION DEPARTMENT

Q:\PROJECTS\21000\2109_PSH RETROFIT\Lighting\Drawings\INDEX.dwg - Nov 14, 2023, 1:04pm

ELECTRICAL DRAWING INDEX		
SHEET NO.	DRAWING NO.	TITLE
2	E00.1	ELECTRICAL DRAWING INDEX
3	E00.2	ELECTRICAL LEGEND AND NOTES
4	E00.3	LIGHTING FIXTURE SCHEDULE
5	E00.4	LIGHTING FIXTURE SCHEDULE
6	E00.5	OVERALL ELECTRICAL SITE PLAN
7	E0.1	SERVICE YARD LIGHTING PLAN
8	E0.2	CENTRAL PLANT LIGHTING PLAN
9	E0.3	CENTRAL PLANT - LEVEL 2 LIGHTING PLAN
10	E1.0	OVERALL LIGHTING PLAN - LEVEL 1
11	E1.1	LIGHTING PLAN - LEVEL 1 - RENTAL CAR AREA 1
12	E1.2	LIGHTING PLAN - LEVEL 1 - RENTAL CAR AREA 2
13	E1.3	LIGHTING PLAN - LEVEL 1 - RENTAL CAR AREA 3
14	E1.4	LIGHTING PLAN - LEVEL 1 - RENTAL CAR AREA 4
15	E1.5	LIGHTING PLAN - LEVEL 1 - RENTAL CAR AREA 5
16	E1.6	LIGHTING PLAN - LEVEL 1 - RENTAL CAR AREA 6
17	E1.7	LIGHTING PLAN - LEVEL 1 - RENTAL CAR AREA 7
18	E1.8	LIGHTING PLAN - LEVEL 1 - RENTAL CAR AREA 8
19	E1.9	LIGHTING PLAN - LEVEL 1 - RENTAL CAR AREA 9
20	E1.10	LIGHTING PLAN - LEVEL 1 - RENTAL CAR AREA 10
21	E1.11	LIGHTING PLAN - LEVEL 1 - RENTAL CAR AREA 11
22	E1.12	LIGHTING PLAN - LEVEL 1 - RENTAL CAR AREA 12
23	E2.0	OVERALL LIGHTING PLAN - LEVEL 2
24	E2.1	LIGHTING PLAN - LEVEL 2 - RENTAL CAR AREA 1
25	E2.2	LIGHTING PLAN - LEVEL 2 - RENTAL CAR AREA 2
26	E2.3	LIGHTING PLAN - LEVEL 2 - RENTAL CAR AREA 3
27	E2.4	LIGHTING PLAN - LEVEL 2 - RENTAL CAR AREA 4
28	E2.5	LIGHTING PLAN - LEVEL 2 - RENTAL CAR AREA 5
29	E2.6	LIGHTING PLAN - LEVEL 2 - RENTAL CAR AREA 6
30	E2.7	LIGHTING PLAN - LEVEL 2 - RENTAL CAR AREA 7
31	E2.8	LIGHTING PLAN - LEVEL 2 - RENTAL CAR AREA 8
32	E2.9	LIGHTING PLAN - LEVEL 2 - RENTAL CAR AREA 9
33	E2.10	LIGHTING PLAN - LEVEL 2 - RENTAL CAR AREA 10
34	E2.11	LIGHTING PLAN - LEVEL 2 - RENTAL CAR AREA 11
35	E2.12	LIGHTING PLAN - LEVEL 2 - RENTAL CAR AREA 12
36	E3.0	OVERALL LIGHTING PLAN - LEVEL 3
37	E3.1	LIGHTING PLAN - LEVEL 3 - RENTAL CAR AREA 1
38	E3.2	LIGHTING PLAN - LEVEL 3 - RENTAL CAR AREA 2
39	E3.3	LIGHTING PLAN - LEVEL 3 - RENTAL CAR AREA 3
40	E3.4	LIGHTING PLAN - LEVEL 3 - RENTAL CAR AREA 4
41	E3.5	LIGHTING PLAN - LEVEL 3 - RENTAL CAR AREA 5
42	E3.6	LIGHTING PLAN - LEVEL 3 - RENTAL CAR AREA 6
43	E3.7	LIGHTING PLAN - LEVEL 3 - RENTAL CAR AREA 7
44	E3.8	LIGHTING PLAN - LEVEL 3 - RENTAL CAR AREA 8
45	E3.9	LIGHTING PLAN - LEVEL 3 - RENTAL CAR AREA 9
46	E3.10	LIGHTING PLAN - LEVEL 3 - RENTAL CAR AREA 10
47	E3.11	LIGHTING PLAN - LEVEL 3 - RENTAL CAR AREA 11
48	E3.12	LIGHTING PLAN - LEVEL 3 - RENTAL CAR AREA 12
49	E4.0	OVERALL LIGHTING PLAN - LEVEL 4 CSB
50	E4.1	LIGHTING PLAN - LEVEL 4 CSB - AREA 3B
51	E4.2	LIGHTING PLAN - LEVEL 4 CSB - AREA 4A

ELECTRICAL DRAWING INDEX CONTINUED.....		
SHEET NO.	DRAWING NO.	TITLE
52	E4.3	LIGHTING PLAN - LEVEL 4 CSB - AREA 5B
53	E4.4	LIGHTING PLAN - LEVEL 4 CSB - AREA 6A
54	E4.5	LIGHTING PLAN - LEVEL 4 CSB - AREA 6B
55	E4.6	LIGHTING PLAN - LEVEL 4 CSB - AREA 7B
56	E4.7	LIGHTING PLAN - LEVEL 4 CSB - AREA 8A
57	E4.8	LIGHTING PLAN - LEVEL 4 CSB - AREA 8B
58	E4.9	LIGHTING PLAN - LEVEL 4 CSB - AREA 11B
59	E5.0	OVERALL LIGHTING PLAN - LEVEL 4 CSB PLATFORM
60	E5.1	LIGHTING PLAN - LEVEL 4 CSB PLATFORM - AREA 3B
61	E5.2	LIGHTING PLAN - LEVEL 4 CSB PLATFORM - AREA 5B
62	E5.3	LIGHTING PLAN - LEVEL 4 CSB PLATFORM - AREA 7B
63	E5.4	LIGHTING PLAN - LEVEL 4 CSB PLATFORM - AREA 8A
64	E5.5	LIGHTING PLAN - LEVEL 4 CSB PLATFORM - AREA 8B
65	E6.1	LARGE SCALE ELECTRICAL LIGHTING CORE PLAN - LEVEL 1 - AREA 3B
66	E6.2	LARGE SCALE ELECTRICAL LIGHTING CORE PLAN - LEVEL 1 - AREA 7B
67	E6.3	LARGE SCALE ELECTRICAL LIGHTING CORE PLAN - LEVEL 1 - AREA 8B
68	E6.4	LARGE SCALE ELECTRICAL LIGHTING CORE PLAN - LEVEL 2 - AREA 3B
69	E6.5	LARGE SCALE ELECTRICAL LIGHTING CORE PLAN - LEVEL 2 - AREA 7B
70	E6.6	LARGE SCALE ELECTRICAL LIGHTING CORE PLAN - LEVEL 2 - AREA 8B
71	E6.7	LARGE SCALE ELECTRICAL LIGHTING CORE PLAN - LEVEL 3 - AREA 3B
72	E6.8	LARGE SCALE ELECTRICAL LIGHTING CORE PLAN - LEVEL 3 - AREA 7B
73	E6.9	LARGE SCALE ELECTRICAL LIGHTING CORE PLAN - LEVEL 3 - AREA 8B
74	E7.1	STAIRS A, D, E, N, & P LIGHTING PLANS
75	E7.2	STAIRS B & K LIGHTING PLANS
76	E7.3	STAIR F LIGHTING PLANS
77	E7.4	STAIRS G & Q LIGHTING PLANS
78	E7.5	STAIR J LIGHTING PLANS
79	E7.6	STAIR L LIGHTING PLANS
80	E7.7	STAIR M LIGHTING PLANS
81	E7.8	STAIRS S & H LIGHTING PLANS
82	E7.9	STAIRS R & T LIGHTING PLANS
83	E8.1	ELECTRICAL ROOMS PLANS - LEVEL 1
84	E8.2	ELECTRICAL ROOMS PLANS - LEVEL 2
85	E8.3	ELECTRICAL ROOMS PLANS - LEVEL 3
86	E8.4	ELECTRICAL ROOMS PLANS - LEVEL 4 CSB
87	E9.1	THRIFTY CAR RENTAL SERVICE SITE OVERALL LIGHTING PLAN
88	E9.2	FOX BUILDING - FIRST FLOOR LIGHTING PLAN
89	E9.3	FOX BUILDING - SECOND FLOOR LIGHTING PLAN
90	E9.4	FOX BUILDING LIGHTING PLAN
91	E10.1	FOX CAR RENTAL SERVICE SITE OVERALL LIGHTING PLAN
92	E10.2	FOX ADMIN/MAINTENANCE/QTA BUILDING LIGHTING PLAN
92A	E10.3	BUILDING SIXT LIGHTING PLAN
93	E11.1	OVERALL SITE LIGHTING PLAN
94	E11.2	ENLARGED SITE LIGHTING PLAN
95	E11.3	ENLARGED SITE LIGHTING PLAN
96	E11.4	ENLARGED SITE LIGHTING PLAN
97	E11.5	ENLARGED SITE LIGHTING PLAN
98	E11.6	ENLARGED SITE LIGHTING PLANS
99	E12.1	PANEL SCHEDULES - SERVICE YARD AND CENTRAL PLANT
100	E12.2	PANEL SCHEDULES - LEVEL 1 - NORTH CORE ELECTRICAL ROOM

ELECTRICAL DRAWING INDEX CONTINUED.....		
SHEET NO.	DRAWING NO.	TITLE
101	E12.3	PANEL SCHEDULES - LEVEL 1 - CENTER CORE ELECTRICAL ROOM
102	E12.4	PANEL SCHEDULES - LEVEL 1 - EAST CORE ELECTRICAL ROOM
103	E12.5	PANEL SCHEDULES - LEVEL 1 - FRONT PLAZA ELECTRICAL ROOM
104	E12.6	PANEL SCHEDULES - LEVEL 2 - NORTH CORE ELECTRICAL ROOM
105	E12.7	PANEL SCHEDULES - LEVEL 2 - CENTER CORE ELECTRICAL ROOM
106	E12.8	PANEL SCHEDULES - LEVEL 2 - EAST CORE ELECTRICAL ROOM
107	E12.9	PANEL SCHEDULES - LEVEL 3 - NORTH CORE ELECTRICAL ROOM
108	E12.10	PANEL SCHEDULES - LEVEL 3 - CENTER CORE ELECTRICAL ROOM
109	E12.11	PANEL SCHEDULES - LEVEL 3 - EAST CORE ELECTRICAL ROOM
110	E12.12	PANEL SCHEDULES - LEVEL 4 - NORTH ELECTRICAL ROOM
111	E12.13	PANEL SCHEDULES - LEVEL 4 - CENTER ELECTRICAL ROOM
112	E12.14	PANEL SCHEDULES - LEVEL 4 - EAST ELECTRICAL ROOM
113	E13.1	PARTIAL LIGHTING ONE LINE DIAGRAM
114	E13.2	PARTIAL EMERGENCY ONE LINE DIAGRAM
115	E14.1	EXISTING LIGHTING CONTROL DATA LINE RISER DIAGRAM
116	E15.1	ELECTRICAL DETAILS
117	E16.1	PHOTOMETRICS
118	PH1.0	LIGHTING PHASE PLAN - LEVEL2
119	PH2.0	LIGHTING PHASE PLAN - LEVEL 1
120	PH3.0	LIGHTING PHASE PLAN - LEVEL 3
121	PH4.0	RAMP LIGHTING PHASE PLAN
122	PH5.0	LIGHTING PHASE PLAN ALL LEVELS CSB LAMP REPLACEMENT
123	PH6.0	LIGHTING PHASE PLAN ALL LEVELS CSB FIXTURE REPLACEMENT
124	PH7.0	SITE LIGHTING PHASE PLAN POLE LIGHTS
125	PH8.0	FOX SITE LIGHTING PHASE PLAN
126	E17.1	LIGHTING PLAN - NORTH RAMPS - LEVELS 1-2
127	E17.2	LIGHTING PLAN - NORTH RAMPS - LEVELS 3
128	E17.3	LIGHTING PLAN - EAST RAMPS - LEVELS 1-2
129	E17.4	LIGHTING PLAN - EAST RAMPS - LEVEL 3
130	E17.5	LIGHTING PLAN - SOUTH AND WEST RAMPS

DESIGNED BY: RD
 DRAWN BY: JBW
 CHECKED BY: CA
 DATE: 12/22/2022
 DWG SCALE: NTS

PHX DVI EYE
 CITY OF PHOENIX AVIATION DEPARTMENT
 PSHIA RENTAL CAR
 LED LIGHT RETROFIT
AV1500073-1

PER CITY OF PHOENIX CITY
 CODE CHAPTER 2, SECTION
 2-28, THESE PLANS ARE FOR
 OFFICIAL USE ONLY AND MAY
 NOT BE SHARED WITH OTHERS
 EXCEPT AS REQUIRED TO
 COMPLETE THE CONTRACT
 CONTRACTORS CONTRACT
 WITH THE CITY OF PHOENIX.

KIVA NO:
 SDEV NO:
 CONTRACT NO:

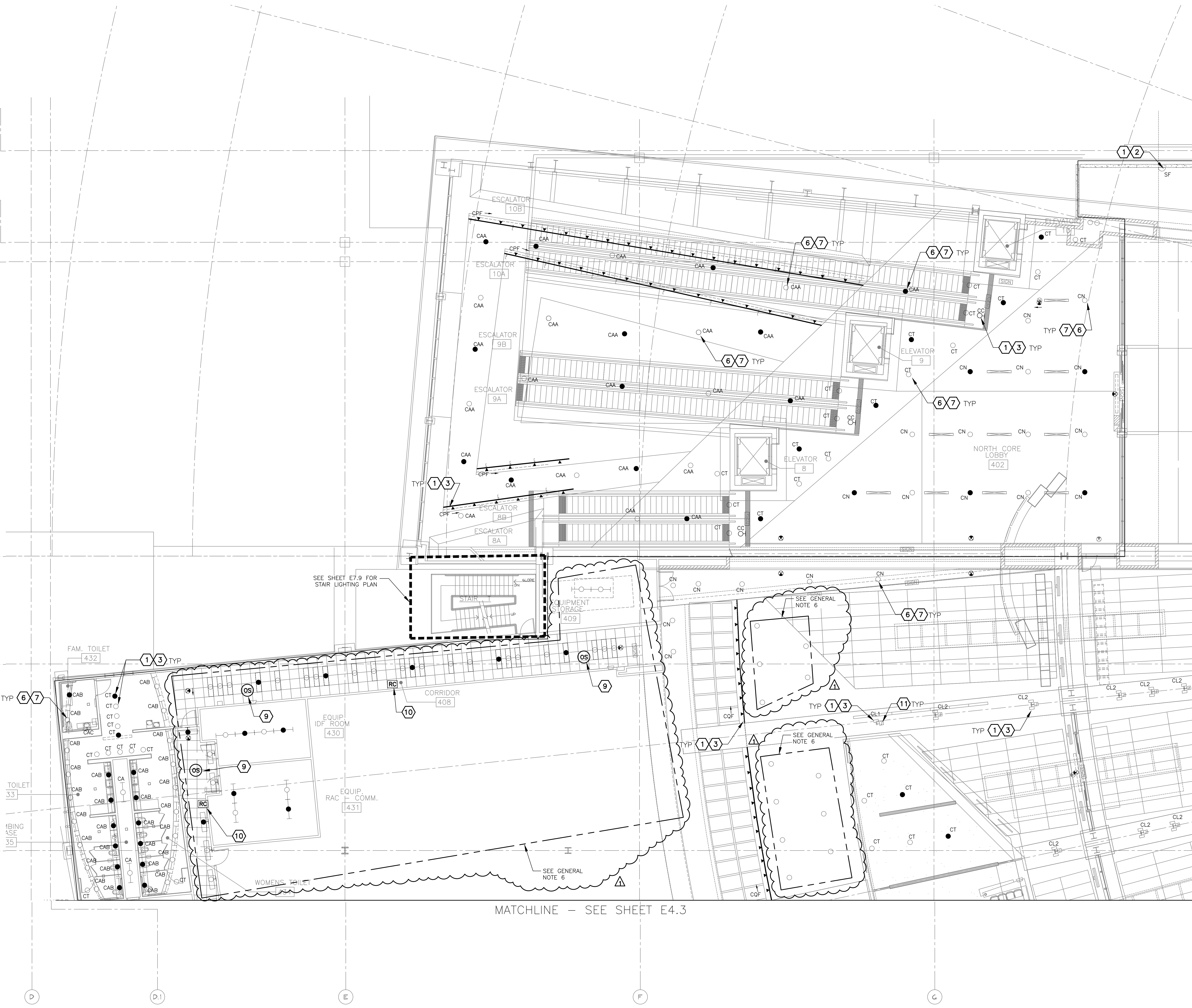
11/14/23
 DATE
 3
 ADDENDUM NO. /
 REVISIONS / SUBMISSIONS
 1
 NO.

SHEET
 REFERENCE
 NUMBER:

E00.1

SHEET
 2 OF 130

16719 East Palisades Blvd., Suite 202
 Fountain Hills, AZ 85268
 Phone: (480) 816-5541
 Fax: (480) 816-5540
 www.creng.com



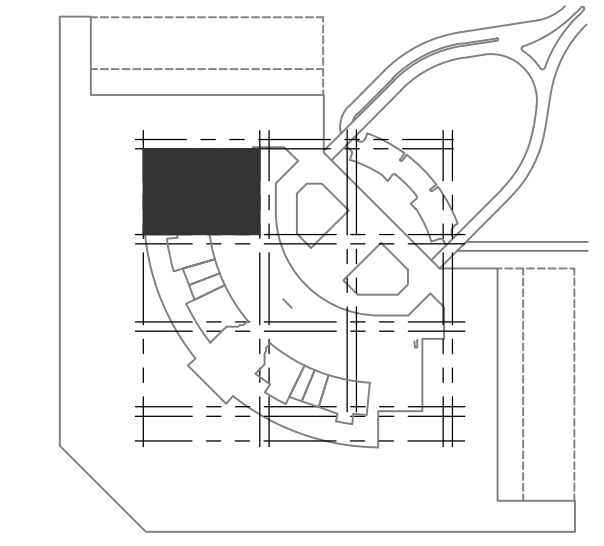
- GENERAL NOTES**
- EXISTING CONDITIONS ARE BASED ON EXISTING RECORD DRAWING AND FIELD VERIFICATION. ACTUAL CONDITIONS MAY DIFFER FROM THOSE SHOWN. ELECTRICAL CONTRACTOR SHALL FIELD VERIFY IN ADVANCE THE LOCATION AND CONDITIONS OF EXISTING ELECTRICAL ITEMS TO BE MODIFIED OR REMOVED. CONTRACTOR SHALL NOTIFY ENGINEER SHOULD CONDITIONS DIFFER SIGNIFICANTLY FROM THE CONSTRUCTION DOCUMENTS.
 - ALL EQUIPMENT BEING REMOVED OR MODIFIED, THE CONTRACTOR SHALL LOCK-OFF AND TAG BREAKER PRIOR TO WORK.
 - ALL DEVICES, JUNCTION BOXES, CIRCUIT NUMBERS, EQUIPMENT SIZES, AND CONDUIT SHOWN ARE FOR REFERENCE ONLY AND MAY NOT INDICATE CORRECT SIZE OR IDENTIFICATION. CONTRACTOR SHALL VISIT SITE AND FIELD VERIFY CORRECT SIZE AND IDENTIFICATION.
 - GPR SCANNING IS REQUIRED FOR PENDANT FIXTURE MOUNTING.
 - LIGHT FIXTURE(S) REPLACED BY CITY OF PHOENIX ELECTRICAL.

- KEYED NOTES**
- EXISTING FIXTURE TO BE REMOVED AND DISPOSED OF. EXISTING CONDUIT AND CONDUCTORS TO REMAIN.
 - NEW FIXTURE TO BE INSTALLED. CONNECT TO EXISTING POWER CIRCUIT SEE DETAIL A SHEET E15.1
 - NEW FIXTURE TO BE INSTALLED. CONNECT TO EXISTING POWER CIRCUIT.
 - EXISTING FIXTURE LAMPS TO BE REMOVED AND DISPOSED OF.
 - NEW FIXTURE LAMPS TO BE INSTALLED.
 - CEILING-MOUNT OCCUPANCY SENSOR (HUBBELL NX LIGHTING CONTROLS)
 - ROOM CONTROLLER (HUBBELL NX LIGHTING CONTROLS)
 - NX OR WISCAPE MODULE INSTALLED IN CUSTOM SIZED J-BOX. IN EITHER SCENARIO, ENSURE WISCAPE ANTENNA OR NX RADIO MODULE IS INSTALLED ON OUTER FACE OF JUNCTION BOX AND IS POINTED DOWNWARD.

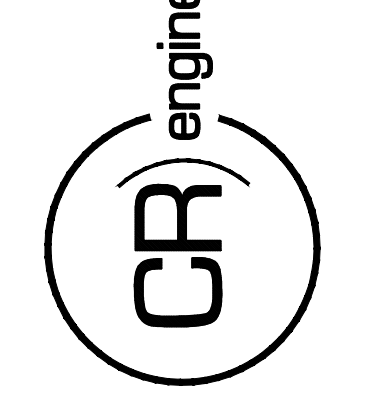
MATCHLINE - SEE SHEET E4.2

MATCHLINE - SEE SHEET E4.3

A LIGHTING PLAN - LEVEL 4 CSB - AREA 3B
SCALE: 1/8" = 1'-0"



16719 East Palisades Blvd., Suite 202
Fountain Hills, AZ 85268
Phone: (480) 816-5641
Fax: (480) 816-5640
www.creng.com



KIVA NO:
SDEV NO:
CONTRACT NO: 144038

PER CITY OF PHOENIX CITY CODE CHAPTER 2, SECTION 2-28, THESE PLANS ARE FOR OFFICIAL USE ONLY AND MAY NOT BE SHARED WITH OTHERS WITHOUT THE OBLIGATIONS OF CONTRACTOR'S CONTRACT WITH THE CITY OF PHOENIX.

NO.	ADDENDUM NO.	DATE	REVISIONS / SUBMISSIONS
1	11/14/23		

PHX DVI EYE
CITY OF PHOENIX AVIATION DEPARTMENT
PSHIA RENTAL CAR
LED LIGHT RETROFIT
AV1500073-1

Designed by: RD
Drawn by: JBW
Checked by: CA
Date: 12/22/2022
Dwg scale: AS NOTED

PHSIA RENTAL CAR LED LIGHT RETROFIT
**LIGHTING PLAN
LEVEL 4 CSB
AREA 3B**

Sheet Reference Number:
E4.1
Sheet 50 of 130

MATCHLINE - SEE SHEET E4.1

GENERAL NOTES

- EXISTING CONDITIONS ARE BASED ON EXISTING RECORD DRAWING AND FIELD VERIFICATION. ACTUAL CONDITIONS MAY DIFFER FROM THOSE SHOWN. ELECTRICAL CONTRACTOR SHALL FIELD VERIFY IN ADVANCE THE LOCATION AND CONDITIONS OF EXISTING ELECTRICAL ITEMS TO BE MODIFIED OR REMOVED. CONTRACTOR SHALL NOTIFY ENGINEER SHOULD CONDITIONS DIFFER SIGNIFICANTLY FROM THE CONSTRUCTION DOCUMENTS.
- ALL EQUIPMENT BEING REMOVED OR MODIFIED, THE CONTRACTOR SHALL LOCK-OFF AND TAG BREAKER PRIOR TO WORK.
- ALL DEVICES, JUNCTION BOXES, CIRCUIT NUMBERS, EQUIPMENT SIZES, AND CONDUIT SHOWN ARE FOR REFERENCE ONLY AND MAY NOT INDICATE CORRECT SIZE OR IDENTIFICATION. CONTRACTOR SHALL VISIT SITE AND FIELD VERIFY CORRECT SIZE AND IDENTIFICATION.
- GPR SCANNING IS REQUIRED FOR PENDANT FIXTURE MOUNTING.
- LIGHT FIXTURE(S) REPLACED BY CITY OF PHOENIX ELECTRICAL.

KEYED NOTES

- 1 EXISTING FIXTURE TO BE REMOVED AND DISPOSED OF. EXISTING CONDUIT AND CONDUCTORS TO REMAIN.
- 2 NEW FIXTURE TO BE INSTALLED. CONNECT TO EXISTING POWER CIRCUIT.
- 3 EXISTING FIXTURE LAMPS TO BE REMOVED AND DISPOSED OF.
- 4 NEW FIXTURE LAMPS TO BE INSTALLED.
- 5 CEILING-MOUNT OCCUPANCY SENSOR (HUBBELL NX LIGHTING CONTROLS)
- 6 ROOM CONTROLLER (HUBBELL NX LIGHTING CONTROLS)
- 7 NX OR WISCAPE MODULE INSTALLED IN CUSTOM SIZED J-BOX. IN EITHER SCENARIO, ENSURE WISCPAE ANTENNA OR NX RADIO MODULE IS INSTALLED ON OUTER FACE OF JUNCTION BOX AND IS POINTED DOWNWARD.

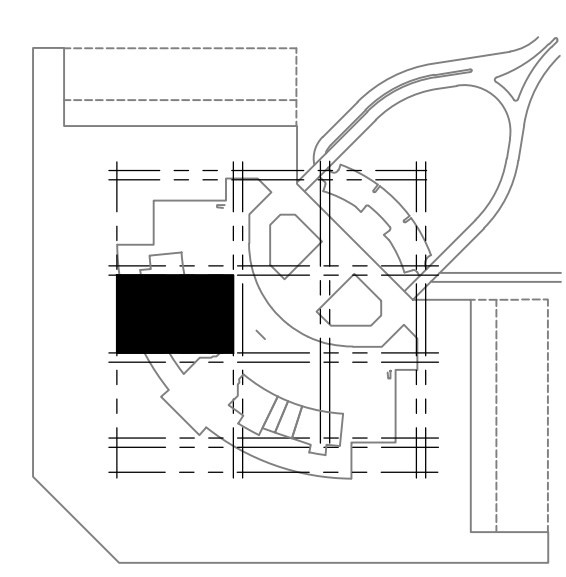
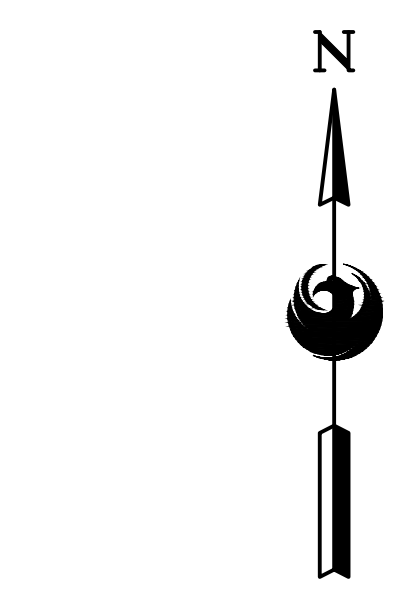
MATCHLINE - SEE SHEET E4.4



MATCHLINE - SEE SHEET E4.6

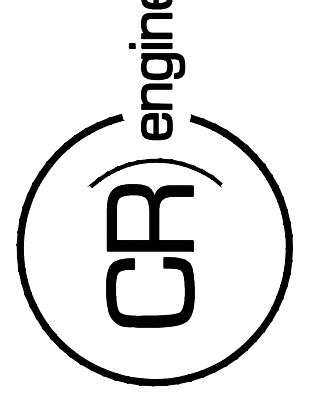
A LIGHTING PLAN - LEVEL 4 CSB - AREA 5B

SCALE: 1/8" = 1'-0"



KEY PLAN

16719 East Palisades Blvd., Suite 202
 Fountain Hills, AZ 85268
 Phone: (480) 816-5641
 Fax: (480) 816-5640
 www.creng.com



KIVA NO.:
 SDEV NO.:
 CONTRACT NO.: 144038

PER CITY OF PHOENIX CITY CODE CHAPTER 2 SECTION 2-238, THESE PLANS ARE FOR OFFICIAL USE ONLY AND MAY NOT BE SHARED WITH OTHERS EXCEPT AS REQUIRED TO COMPLETE CONTRACTORS CONTRACT WITH THE CITY OF PHOENIX.

NO.	ADDENDUM NO.	REVISIONS / SUBMISSIONS	DATE
1			11/14/23

PHX DVI EYE
 CITY OF PHOENIX AVIATION DEPARTMENT
 PSHIA RENTAL CAR
 LED LIGHT RETROFIT
 AV1500073-1

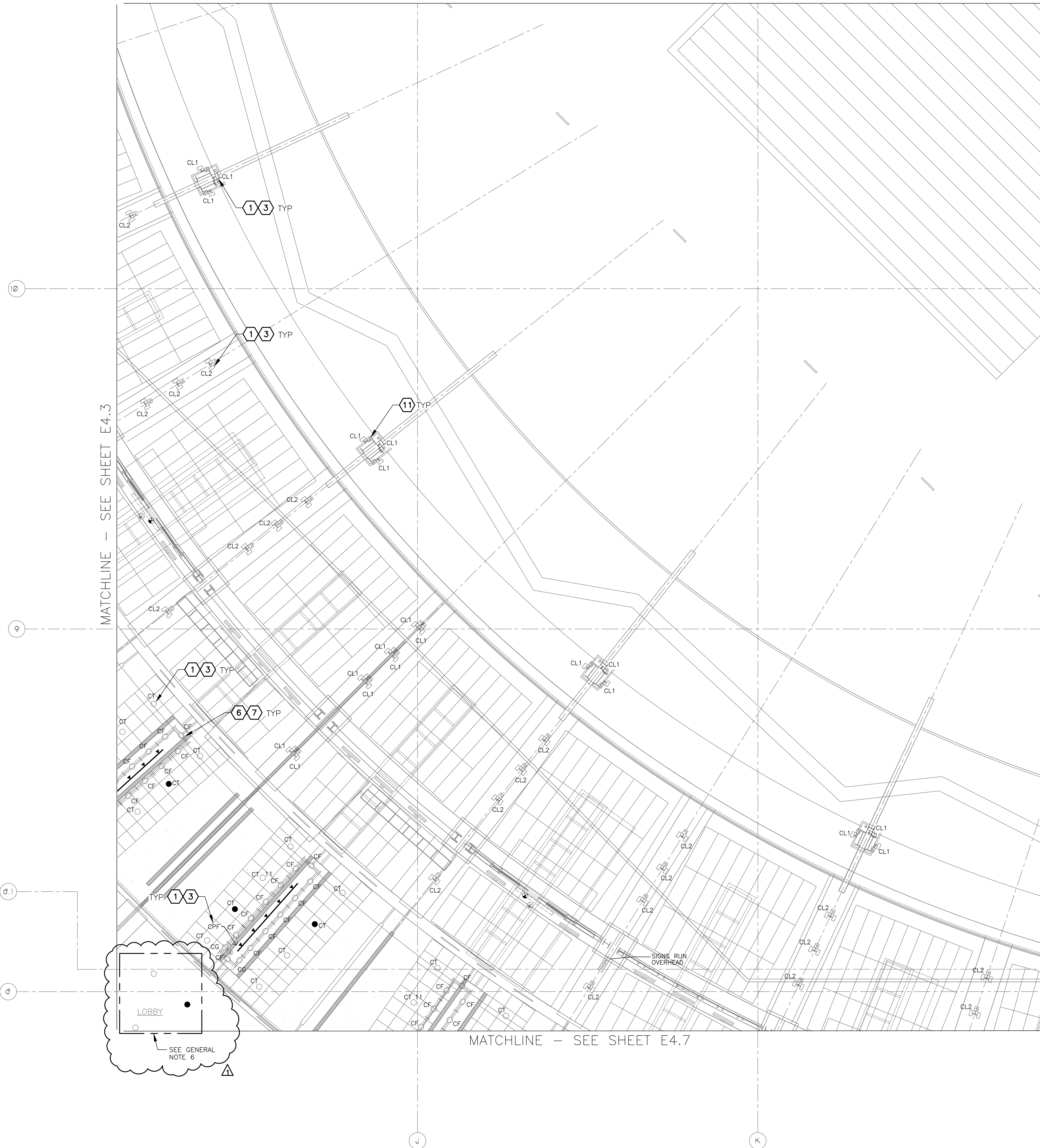
Designed by: RD
 Drawn by: JBW
 Checked by: CA
 Date: 12/22/2022
 Dwg scale: AS NOTED

PSHIA RENTAL CAR LED LIGHT RETROFIT
 LIGHTING PLAN
 LEVEL 4 CSB
 AREA 5B

Sheet Reference Number:
E4.3

Q:\PROJECTS\21000\21059_PSHIA_RCC_LED_Light_Retrofit\CAD_SHEETS\17095_E4.3_LIGHTING_PLAN - LEVEL 4 CSB - AREA 5B.dwg - Nov 14, 2023, 1:07pm

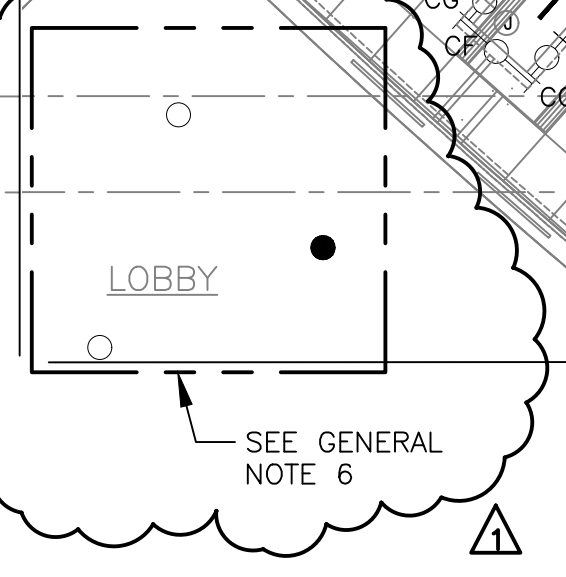
MATCHLINE - SEE SHEET E4.2



MATCHLINE - SEE SHEET E4.3

MATCHLINE - SEE SHEET E4.5

MATCHLINE - SEE SHEET E4.7

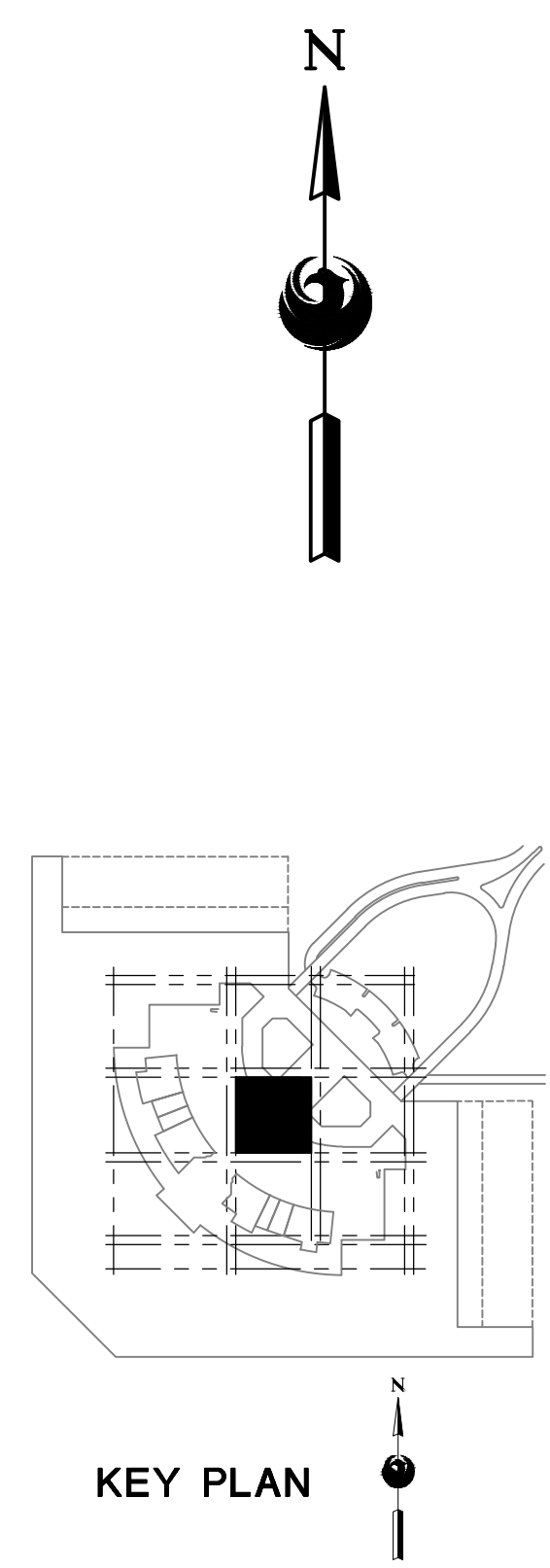


GENERAL NOTES

- EXISTING CONDITIONS ARE BASED ON EXISTING RECORD DRAWING AND FIELD VERIFICATION. ACTUAL CONDITIONS MAY DIFFER FROM THOSE SHOWN. ELECTRICAL CONTRACTOR SHALL FIELD VERIFY IN ADVANCE THE LOCATION AND CONDITIONS OF EXISTING ELECTRICAL ITEMS TO BE MODIFIED OR REMOVED. CONTRACTOR SHALL NOTIFY ENGINEER SHOULD CONDITIONS DIFFER SIGNIFICANTLY FROM THE CONSTRUCTION DOCUMENTS.
- ALL EQUIPMENT BEING REMOVED OR MODIFIED, THE CONTRACTOR SHALL LOCK-OFF AND TAG BREAKER PRIOR TO WORK.
- ALL DEVICES, JUNCTION BOXES, CIRCUIT NUMBERS, EQUIPMENT SIZES, AND CONDUIT SHOWN ARE FOR REFERENCE ONLY AND MAY NOT INDICATE CORRECT SIZE OR IDENTIFICATION. CONTRACTOR SHALL VISIT SITE AND FIELD VERIFY CORRECT SIZE AND IDENTIFICATION.
- GPR SCANNING IS REQUIRED FOR PENDANT FIXTURE MOUNTING.
- LIGHT FIXTURE(S) REPLACED BY CITY OF PHOENIX ELECTRICAL.

KEYED NOTES

- EXISTING FIXTURE TO BE REMOVED AND DISPOSED OF. EXISTING CONDUIT AND CONDUCTORS TO REMAIN.
- NEW FIXTURE TO BE INSTALLED. CONNECT TO EXISTING POWER CIRCUIT AND CONTROLS.
- EXISTING FIXTURE LAMPS TO BE REMOVED AND DISPOSED OF.
- NEW FIXTURE LAMPS TO BE INSTALLED.
- NX OR WISCAPE MODULE INSTALLED IN CUSTOM SIZED J-BOX. IN EITHER SCENARIO, ENSURE WISCAPE ANTENNA OR NX RADIO MODULE IS INSTALLED ON OUTER FACE OF JUNCTION BOX AND IS POINTED DOWNWARD.



A LIGHTING PLAN - LEVEL 4 CSB - AREA 6A
SCALE: 1/8" = 1'-0"

PROJECTS\21000\21059_PSH_RCC_LED_Light_Retrofit\CAD_SHEETS\17095_E4.4_LIGHTING_PLAN - LEVEL 4 CSB - AREA 6A.dwg - Nov 14, 2023, 1:07pm

16719 East Palisades Blvd., Suite 202
Fountain Hills, AZ 85268
Phone: (480) 816-5541
Fax: (480) 816-5540
www.creng.com

KIVA NO:

SDEV NO:

CONTRACT NO:

PER CITY OF PHOENIX CITY CODE CHAPTER 2 SECTION 2-238. THESE PLANS ARE FOR OFFICIAL USE ONLY AND MAY NOT BE SHARED WITH OTHERS EXCEPT AS REQUIRED TO COMPLETE CONTRACTORS CONTRACT WITH THE CITY OF PHOENIX.

ADDENDUM NO. 3

11/14/23

DATE

PHOENIX AVIATION DEPARTMENT

PSHIA RENTAL CAR LED LIGHT RETROFIT

AV15000073-1

Designed by: RBW

Drawn by: CA

Date: 12/22/2022

Dwg scale: AS NOTED

PHOENIX RENTAL CAR LED LIGHT RETROFIT

LIGHTING PLAN

LEVEL 4 CSB

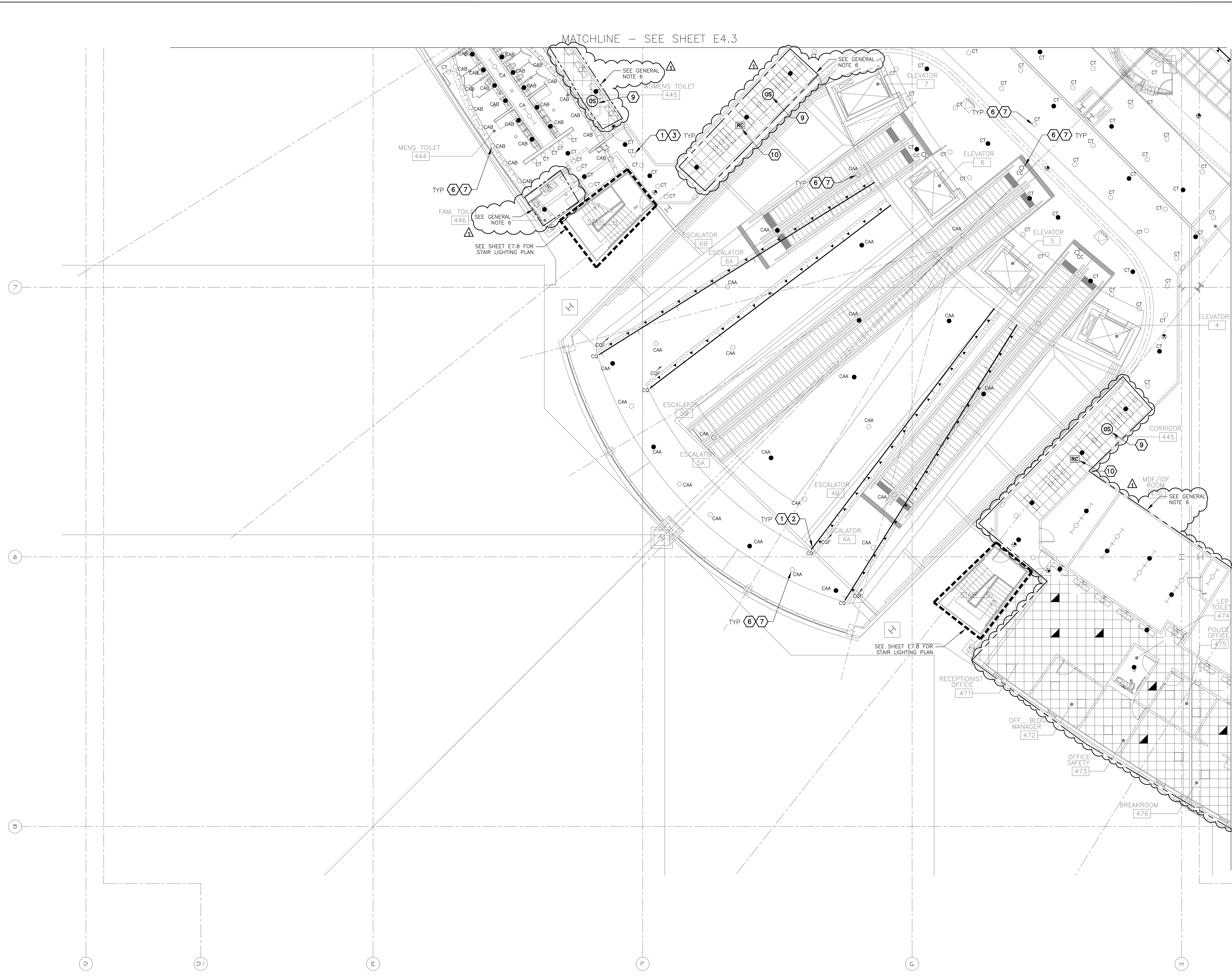
AREA 6A

Sheet Reference Number:

E4.4

Sheet 53 of 130

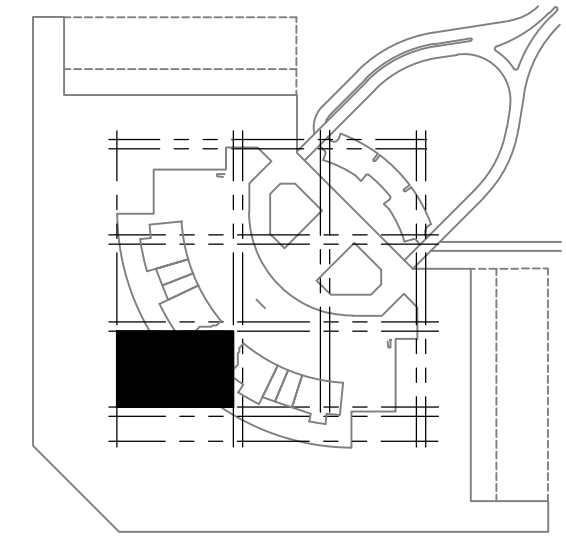
C:\PROJECTS\21000\21059_PSH_RCC_LED_Light_Retrofit\CAD_SHEETS\17095_E4.6_LIGHTING_PLAN - LEVEL 4 CSB - AREA 7B.dwg - Nov 14, 2023, 1:08pm



- GENERAL NOTES**
- EXISTING CONDITIONS ARE BASED ON EXISTING RECORD DRAWING AND FIELD VERIFICATION. ACTUAL CONDITIONS MAY DIFFER FROM THOSE SHOWN. ELECTRICAL CONTRACTOR SHALL FIELD VERIFY IN ADVANCE THE LOCATION AND CONDITIONS OF EXISTING ELECTRICAL ITEMS TO BE MODIFIED OR REMOVED. CONTRACTOR SHALL NOTIFY ENGINEER SHOULD CONDITIONS DIFFER SIGNIFICANTLY FROM THE CONSTRUCTION DOCUMENTS.
 - ALL EQUIPMENT BEING REMOVED OR MODIFIED, THE CONTRACTOR SHALL LOCK-OFF AND TAG BREAKER PRIOR TO WORK.
 - ALL DEVICES, JUNCTION BOXES, CIRCUIT NUMBERS, EQUIPMENT SIZES, AND CONDUIT SHOWN ARE FOR REFERENCE ONLY AND MAY NOT INDICATE CORRECT SIZE OR IDENTIFICATION. CONTRACTOR SHALL VISIT SITE AND FIELD VERIFY CORRECT SIZE AND IDENTIFICATION.
 - GPR SCANNING IS REQUIRED FOR PENDANT FIXTURE MOUNTING.
 - LIGHT FIXTURE(S) REPLACED BY CITY OF PHOENIX ELECTRICAL.

- KEYED NOTES**
- EXISTING FIXTURE TO BE REMOVED AND DISPOSED OF. EXISTING CONDUIT AND CONDUCTORS TO REMAIN.
 - NEW FIXTURE TO BE INSTALLED. CONNECT TO EXISTING POWER CIRCUIT.
 - EXISTING FIXTURE LAMPS TO BE REMOVED AND DISPOSED OF.
 - NEW FIXTURE LAMPS TO BE INSTALLED.
 - CEILING-MOUNT OCCUPANCY SENSOR (HUBBELL NX LIGHTING CONTROLS)
 - ROOM CONTROLLER (HUBBELL NX LIGHTING CONTROLS)

MATCHLINE - SEE SHEET E4.7



A LIGHTING PLAN - LEVEL 4 CSB - AREA 7B
SCALE: 1/8" = 1'-0"

16719 East Palisades Blvd., Suite 202
Fountain Hills, AZ 85268
Phone: (480) 816-5541
Fax: (480) 816-5540
www.creng.com

CR engineers

Professional Engineer
36686
CATHERINE M. ALCOORN
11/14/23

KIVA NO: SDEV NO: CONTRACT NO:
PER CITY OF PHOENIX CITY CODE CHAPTER 2, SECTION 2-238, THESE PLANS ARE FOR OFFICIAL USE ONLY AND MAY NOT BE SHARED WITH OTHERS EXCEPT AS REQUIRED TO COMPLETE CONTRACTORS CONTRACT WITH THE CITY OF PHOENIX.

NO.	ADDENDUM NO.	REVISIONS / SUBMISSIONS	DATE
1			11/14/23

PHX DVI EYE
CITY OF PHOENIX AVIATION DEPARTMENT
PSHIA RENTAL CAR LED LIGHT RETROFIT
AV1500073-1

Designed by: RD
Drawn by: JBW
Checked by: CA
Date: 12/22/2022
Dwg scale: AS NOTED

Sheet Reference Number:
E4.6
Sheet 55 of 130



A LIGHTING PLAN - LEVEL 4 CSB - AREA 8A

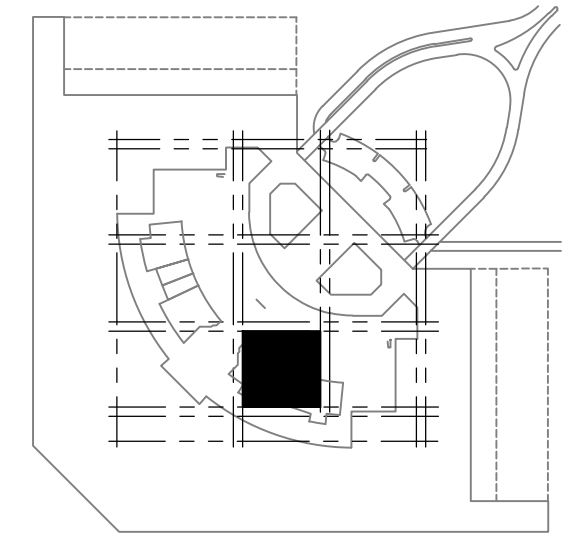
SCALE: 1/8" = 1'-0"

GENERAL NOTES

- EXISTING CONDITIONS ARE BASED ON EXISTING RECORD DRAWING AND FIELD VERIFICATION. ACTUAL CONDITIONS MAY DIFFER FROM THOSE SHOWN. ELECTRICAL CONTRACTOR SHALL FIELD VERIFY IN ADVANCE THE LOCATION AND CONDITIONS OF EXISTING ELECTRICAL ITEMS TO BE MODIFIED OR REMOVED. CONTRACTOR SHALL NOTIFY ENGINEER SHOULD CONDITIONS DIFFER SIGNIFICANTLY FROM THE CONSTRUCTION DOCUMENTS.
- ALL EQUIPMENT BEING REMOVED OR MODIFIED, THE CONTRACTOR SHALL LOCK-OFF AND TAG BREAKER PRIOR TO WORK.
- ALL DEVICES, JUNCTION BOXES, CIRCUIT NUMBERS, EQUIPMENT SIZES, AND CONDUIT SHOWN ARE FOR REFERENCE ONLY AND MAY NOT INDICATE CORRECT SIZE OR IDENTIFICATION. CONTRACTOR SHALL VISIT SITE AND FIELD VERIFY CORRECT SIZE AND IDENTIFICATION.
- GPR SCANNING IS REQUIRED FOR PENDANT FIXTURE MOUNTING.
- LIGHT FIXTURE(S) REPLACED BY CITY OF PHOENIX ELECTRICAL.

KEYED NOTES

- EXISTING FIXTURE TO BE REMOVED AND DISPOSED OF. EXISTING CONDUIT AND CONDUCTORS TO REMAIN.
- NEW FIXTURE TO BE INSTALLED. CONNECT TO EXISTING POWER CIRCUIT (SEE DETAIL A SHEET E15.1).
- NEW FIXTURE TO BE INSTALLED. CONNECT TO EXISTING POWER CIRCUIT.
- EXISTING FIXTURE LAMPS TO BE REMOVED AND DISPOSED OF.
- NEW FIXTURE LAMPS TO BE INSTALLED.
- CEILING-MOUNT OCCUPANCY SENSOR (HUBBELL NX LIGHTING CONTROLS)
- ROOM CONTROLLER (HUBBELL NX LIGHTING CONTROLS)
- NX OR WISCAPE MODULE INSTALLED IN CUSTOM SIZED J-BOX. IN EITHER SCENARIO, ENSURE WISCAPE ANTENNA OR NX RADIO MODULE IS INSTALLED ON OUTER FACE OF JUNCTION BOX AND IS POINTED DOWNWARD.



KEY PLAN

Designed by: RD
 Drawn by: JBW
 Checked by: CA
 Date: 12/22/2022
 Dwg scale: AS NOTED

PHSIA RENTAL CAR LED LIGHT RETROFIT
**LIGHTING PLAN
 LEVEL 4 CSB
 AREA 8A**

Sheet Reference Number:
E4.7



Sheet 56 of 130

PHX DVT EYE
 CITY OF PHOENIX AVIATION DEPARTMENT
 PSHIA RENTAL CAR
 LED LIGHT RETROFIT
AV1500073-1

NO.	REVISIONS / SUBMISSIONS	DATE
1	ADDENDUM NO. 3	11/14/23

PER CITY OF PHOENIX CITY CODE CHAPTER 2, SECTION 2-28, THESE PLANS ARE FOR OFFICIAL USE ONLY AND MAY NOT BE SHARED WITH OTHERS EXCEPT AS REQUIRED TO COMPLETE CONTRACTORS CONTRACT WITH THE CITY OF PHOENIX.

KIVA NO:
 SDEV NO:
 CONTRACT NO: 144038



16719 East Palisades Blvd., Suite 202
 Fountain Hills, AZ 85268
 Phone: (480) 816-5541
 Fax: (480) 816-5540
 www.creng.com

Q:\PROJECTS\21000\21059_PHX_RCC_LED_Light_Retrofit\CAD_SHEETS\17095_E4.7_LIGHTING_PLAN - LEVEL 4 CSB - AREA 8A.dwg - Nov 14, 2023, 1:08pm

MATCHLINE - SEE SHEET E4.5



MATCHLINE - SEE SHEET E4.9

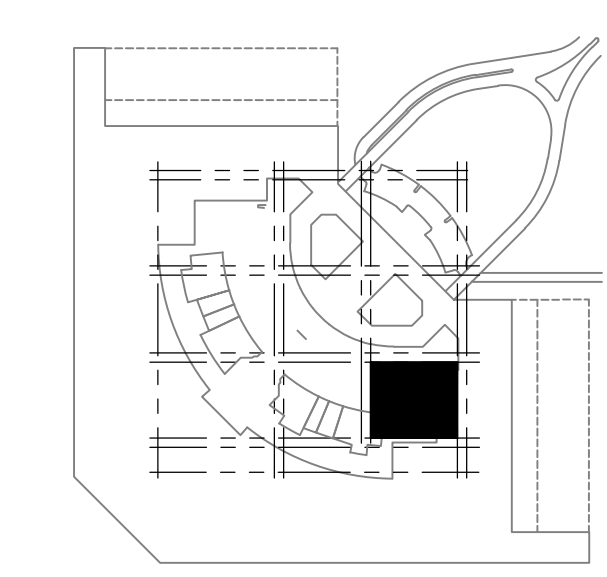
GENERAL NOTES

- EXISTING CONDITIONS ARE BASED ON EXISTING RECORD DRAWING AND FIELD VERIFICATION. ACTUAL CONDITIONS MAY DIFFER FROM THOSE SHOWN. ELECTRICAL CONTRACTOR SHALL FIELD VERIFY IN ADVANCE THE LOCATION AND CONDITIONS OF EXISTING ELECTRICAL ITEMS TO BE MODIFIED OR REMOVED. CONTRACTOR SHALL NOTIFY ENGINEER SHOULD CONDITIONS DIFFER SIGNIFICANTLY FROM THE CONSTRUCTION DOCUMENTS.
- ALL EQUIPMENT BEING REMOVED OR MODIFIED, THE CONTRACTOR SHALL LOCK-OFF AND TAG BREAKER PRIOR TO WORK.
- ALL DEVICES, JUNCTION BOXES, CIRCUIT NUMBERS, EQUIPMENT SIZES, AND CONDUIT SHOWN ARE FOR REFERENCE ONLY AND MAY NOT INDICATE CORRECT SIZE OR IDENTIFICATION. CONTRACTOR SHALL VISIT SITE AND FIELD VERIFY CORRECT SIZE AND IDENTIFICATION.
- GPR SCANNING IS REQUIRED FOR PENDANT FIXTURE MOUNTING.


6. LIGHT FIXTURE(S) REPLACED BY CITY OF PHOENIX ELECTRICAL.

KEYED NOTES

- EXISTING FIXTURE TO BE REMOVED AND DISPOSED OF. EXISTING CONDUIT AND CONDUCTORS TO REMAIN.
- NEW FIXTURE TO BE INSTALLED. CONNECT TO EXISTING POWER CIRCUIT (SEE DETAIL A SHEET E15.1).
- NEW FIXTURE TO BE INSTALLED. CONNECT TO EXISTING POWER CIRCUIT.
- EXISTING FIXTURE LAMPS TO BE REMOVED AND DISPOSED OF.
- NEW FIXTURE LAMPS TO BE INSTALLED.
- CEILING-MOUNT OCCUPANCY SENSOR (HUBBELL NX LIGHTING CONTROLS)
- ROOM CONTROLLER (HUBBELL NX LIGHTING CONTROLS)



KEY PLAN




A LIGHTING PLAN - LEVEL 4 CSB - AREA 8B

SCALE: 1/8" = 1'-0"

<p>16719 East Palisades Blvd., Suite 202 Fountain Hills, AZ 85268 Phone: (480) 816-5541 Fax: (480) 816-5540 www.creng.com</p>	
<p>CR engineers</p>	
<p>PROFESSIONAL ENGINEER STATE OF ARIZONA 36696 CATHERINE M. ALGORN</p>	
<p>KIVA NO:</p>	<p>SDEV NO:</p>
<p>CONTRACT NO:</p>	<p>144038</p>
<p>PER CITY OF PHOENIX CITY CODE CHAPTER 2 SECTION 2-238. THESE PLANS ARE FOR OFFICIAL USE ONLY AND MAY NOT BE SHARED WITH OTHERS EXCEPT AS REQUIRED TO COMPLETE CONTRACTORS CONTRACT WITH THE CITY OF PHOENIX.</p>	<p>DATE</p>
<p>NO.</p>	<p>REVISIONS / SUBMISSIONS</p>
<p>1</p>	<p>ADDENDUM NO. 3 11/14/23</p>
<p>PHX DVI EYE CITY OF PHOENIX AVIATION DEPARTMENT PSHIA RENTAL CAR LED LIGHT RETROFIT AV1500073-1</p>	
<p>Designed by: RD</p>	<p>Drawn by: JBW</p>
<p>Checked by: CA</p>	<p>Date: 12/22/2022</p>
<p>Dwg scale: AS NOTED</p>	<p>Sheet Reference Number:</p>
<p>E4.8</p>	
<p>Sheet 57 of 130</p>	

Q:\PROJECTS\21000\21059_PHX_RCC_LED_Light_Retrofit\CAD_SHEETS\17095_E4.8_LIGHTING_PLAN - LEVEL 4 CSB - AREA 8B.dwg - Nov 14, 2023, 1:10pm



KIVA NO:
 SDEV NO:
 CONTRACT NO: 144038

PER CITY OF PHOENIX CITY CODE CHAPTER 2, SECTION 2-28, THESE PLANS ARE FOR OFFICIAL USE ONLY AND MAY NOT BE SHARED WITH OTHERS EXCEPT AS REQUIRED TO COMPLETE CONTRACTORS CONTRACT WITH THE CITY OF PHOENIX.

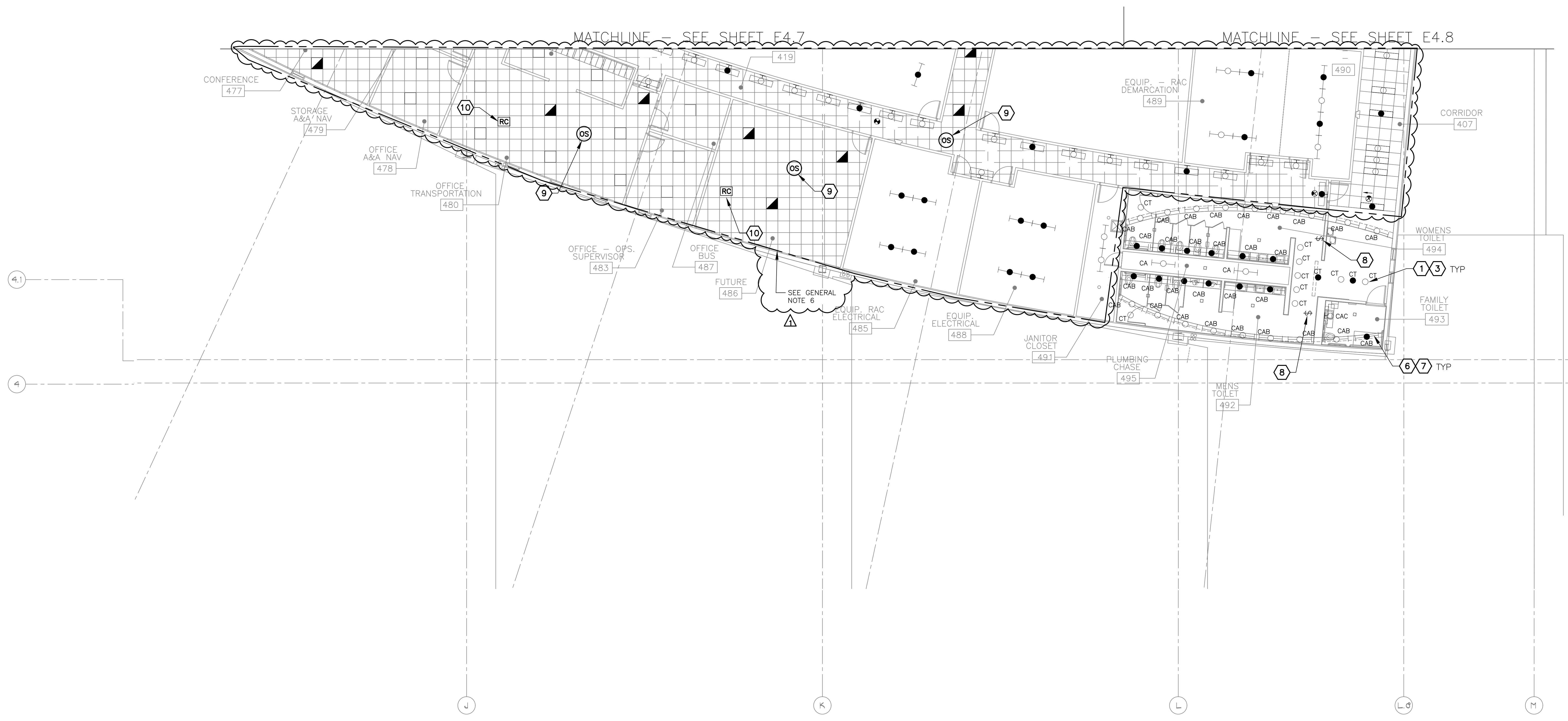
NO.	REVISIONS /	DATE
1	ADDENDUM NO. 3	11/14/23

PHX DVI EYE
 CITY OF PHOENIX AVIATION DEPARTMENT
 PSHIA RENTAL CAR
 LED LIGHT RETROFIT
 AV1500073-1

Designed by: RD
 Drawn by: JBW
 Checked by: CA
 Date: 12/22/2022
 Dwg scale: AS NOTED

PSHIA RENTAL CAR LED LIGHT RETROFIT
**LIGHTING PLAN
 LEVEL 4 CSB
 AREA 11B**

Sheet Reference Number:
E4.9
 Sheet 58 of 130



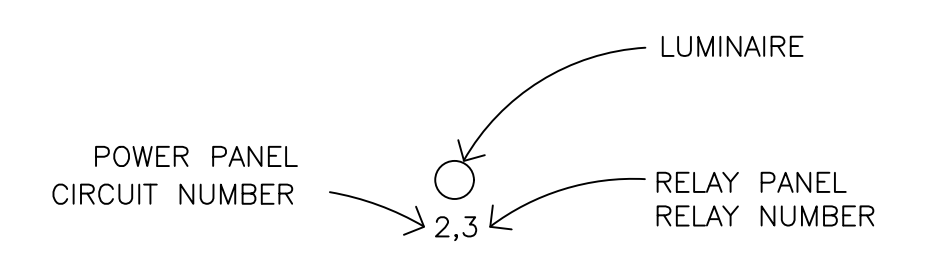
GENERAL NOTES

- EXISTING CONDITIONS ARE BASED ON EXISTING RECORD DRAWING AND FIELD VERIFICATION. ACTUAL CONDITIONS MAY DIFFER FROM THOSE SHOWN. ELECTRICAL CONTRACTOR SHALL FIELD VERIFY IN ADVANCE THE LOCATION AND CONDITIONS OF EXISTING ELECTRICAL ITEMS TO BE MODIFIED OR REMOVED. CONTRACTOR SHALL NOTIFY ENGINEER SHOULD CONDITIONS DIFFER SIGNIFICANTLY FROM THE CONSTRUCTION DOCUMENTS.
- ALL EQUIPMENT BEING REMOVED OR MODIFIED, THE CONTRACTOR SHALL LOCK-OFF AND TAG BREAKER PRIOR TO WORK.
- ALL DEVICES, JUNCTION BOXES, CIRCUIT NUMBERS, EQUIPMENT SIZES, AND CONDUIT SHOWN ARE FOR REFERENCE ONLY AND MAY NOT INDICATE CORRECT SIZE OR IDENTIFICATION. CONTRACTOR SHALL VISIT SITE AND FIELD VERIFY CORRECT SIZE AND IDENTIFICATION.
- GPR SCANNING IS REQUIRED FOR PENDANT FIXTURE MOUNTING.
- LIGHT FIXTURE(S) REPLACED BY CITY OF PHOENIX ELECTRICAL.

KEYED NOTES

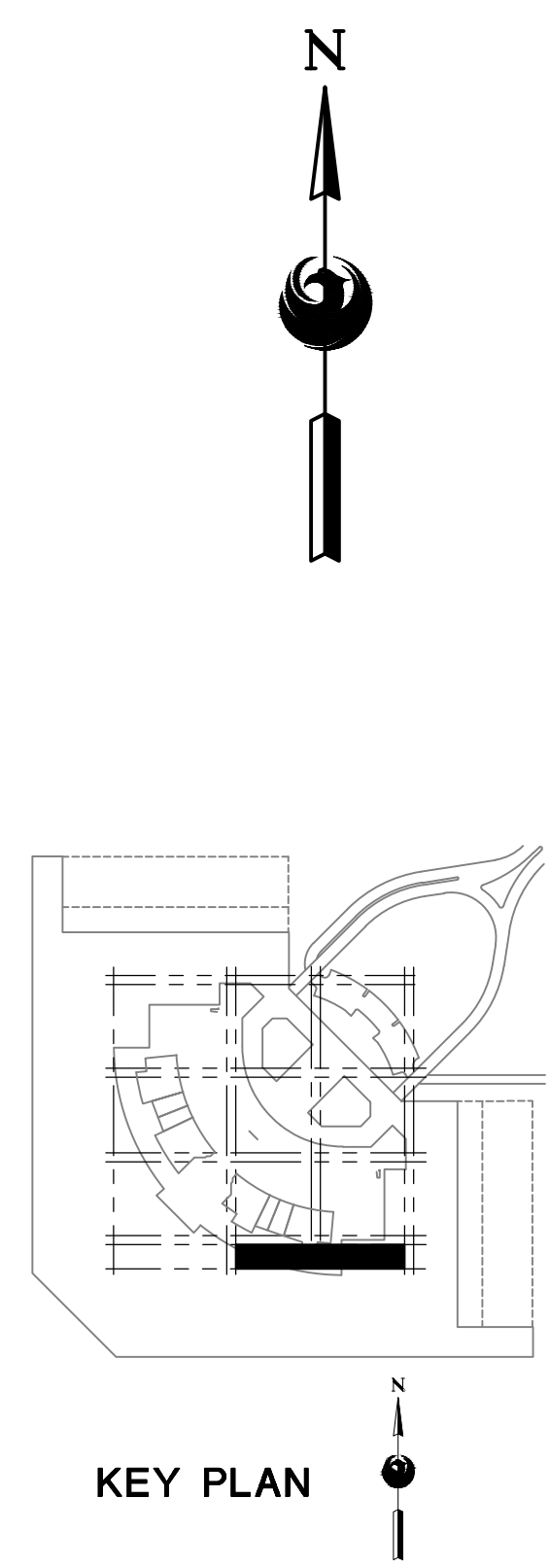
- EXISTING FIXTURE TO BE REMOVED AND DISPOSED OF. EXISTING CONDUIT AND CONDUCTORS TO REMAIN.
- NEW FIXTURE TO BE INSTALLED. CONNECT TO EXISTING POWER CIRCUIT.
- EXISTING FIXTURE LAMPS TO BE REMOVED AND DISPOSED OF.
- NEW FIXTURE LAMPS TO BE INSTALLED.
- DUAL TECHNOLOGY WALL SWITCH (HUBBELL NX LIGHTING CONTROLS)
- CEILING-MOUNT OCCUPANCY SENSOR (HUBBELL NX LIGHTING CONTROLS)
- ROOM CONTROLLER (HUBBELL NX LIGHTING CONTROLS)

LEGEND

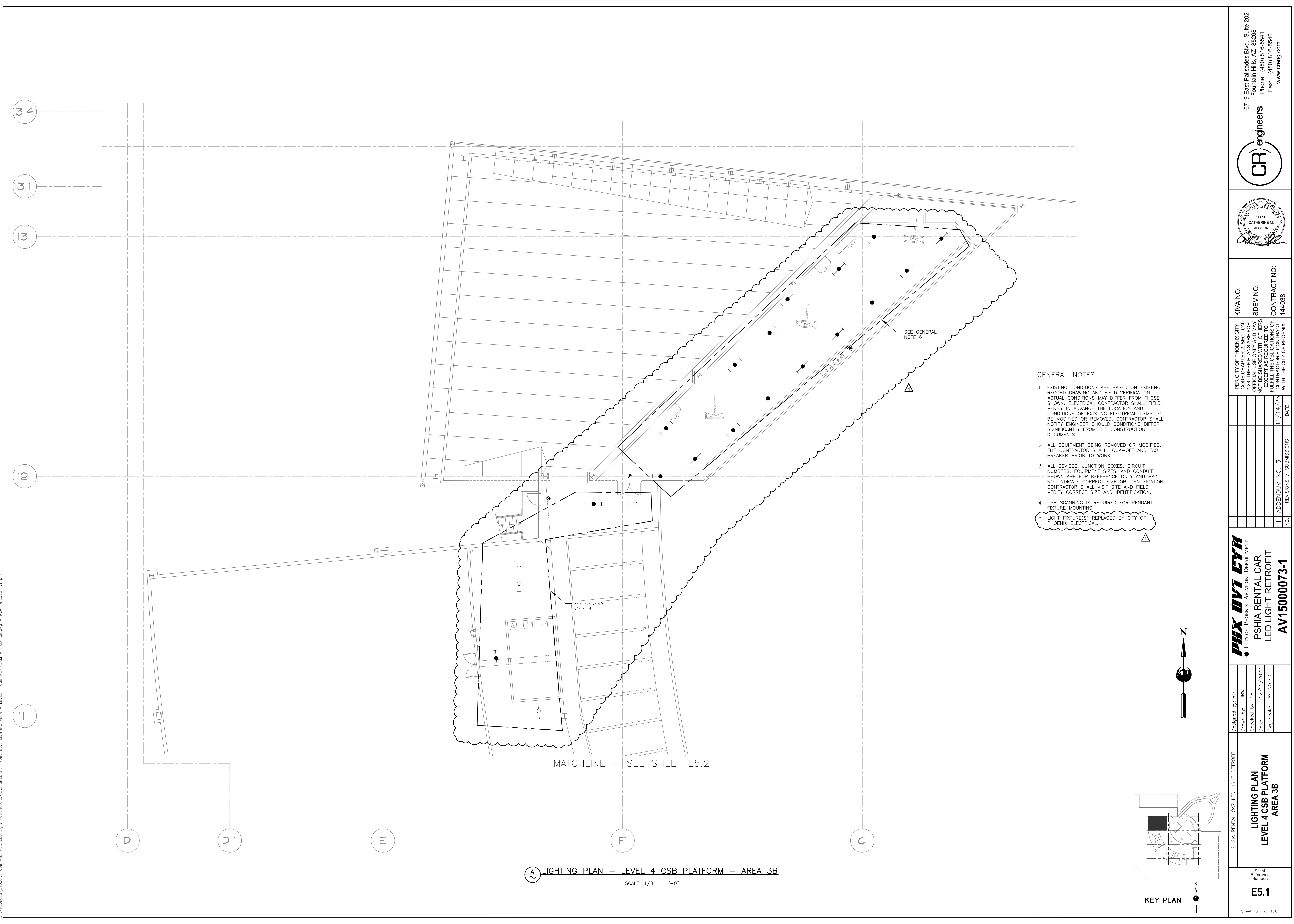


LIGHTING PLAN - LEVEL 4 CSB - AREA 11B

SCALE: 1/8" = 1'-0"

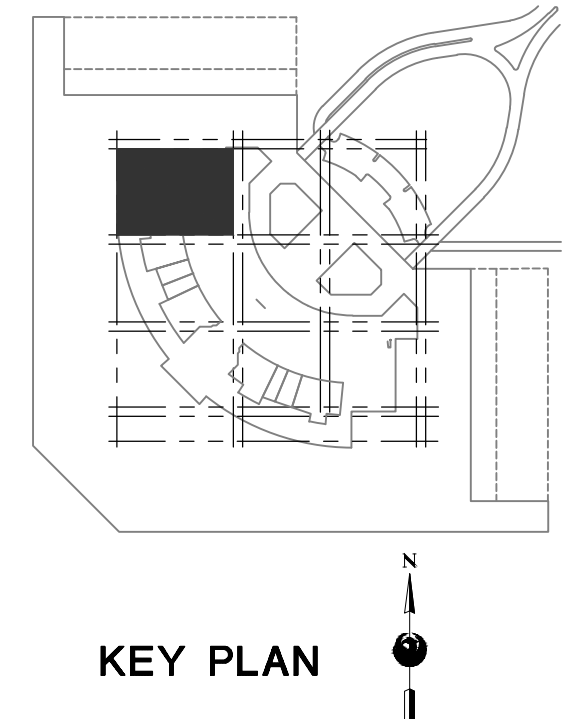


Q:\PROJECTS\21000\21059_PSH_CAR_LED_Light_Retrofit\CAD_SHEETS\17095_E4.9_LIGHTING_PLAN - LEVEL 4 CSB - AREA 11B.dwg - Nov 14, 2023, 11:17am




- GENERAL NOTES**
1. EXISTING CONDITIONS ARE BASED ON EXISTING RECORD DRAWING AND FIELD VERIFICATION. ACTUAL CONDITIONS MAY DIFFER FROM THOSE SHOWN. ELECTRICAL CONTRACTOR SHALL FIELD VERIFY IN ADVANCE THE LOCATION AND CONDITIONS OF EXISTING ELECTRICAL ITEMS TO BE MODIFIED OR REMOVED. CONTRACTOR SHALL NOTIFY ENGINEER SHOULD CONDITIONS DIFFER SIGNIFICANTLY FROM THE CONSTRUCTION DOCUMENTS.
 2. ALL EQUIPMENT BEING REMOVED OR MODIFIED, THE CONTRACTOR SHALL LOCK-OFF AND TAG BREAKER PRIOR TO WORK.
 3. ALL DEVICES, JUNCTION BOXES, CIRCUIT NUMBERS, EQUIPMENT SIZES, AND CONDUIT SHOWN ARE FOR REFERENCE ONLY AND MAY NOT INDICATE CORRECT SIZE OR IDENTIFICATION. CONTRACTOR SHALL VISIT SITE AND FIELD VERIFY CORRECT SIZE AND IDENTIFICATION.
 4. GPR SCANNING IS REQUIRED FOR PENDANT FIXTURE MOUNTING.
 5. LIGHT FIXTURE(S) REPLACED BY CITY OF PHOENIX ELECTRICAL.

A LIGHTING PLAN - LEVEL 4 CSB PLATFORM - AREA 3B
 SCALE: 1/8" = 1'-0"



16719 East Palisades Blvd., Suite 202
 Fountain Hills, AZ 85268
 Phone: (480) 816-5541
 Fax: (480) 816-5540
 www.creng.com



KIVA NO:
 SDEV NO:
 CONTRACT NO: 144038

PER CITY OF PHOENIX CITY CODE CHAPTER 2, SECTION 2-28, THESE PLANS ARE FOR OFFICIAL USE ONLY AND MAY NOT BE SHARED WITH OTHERS EXCEPT AS REQUIRED TO COMPLETE CONTRACTORS CONTRACT WITH THE CITY OF PHOENIX.

NO.	ADDENDUM NO.	REVISIONS / SUBMISSIONS	DATE
1			11/14/23

PHX DVT EYE
 CITY OF PHOENIX AVIATION DEPARTMENT
 PSHIA RENTAL CAR
 LED LIGHT RETROFIT
 AV1500073-1

Designed by: RD
 Drawn by: JBW
 Checked by: CA
 Date: 12/22/2022
 Dwg scale: AS NOTED

PHSIA RENTAL CAR LED LIGHT RETROFIT
LIGHTING PLAN
LEVEL 4 CSB PLATFORM
AREA 3B

Sheet Reference Number:
E5.1
 Sheet 60 of 130

MATCHLINE - SEE SHEET E5.1

MATCHLINE - SEE SHEET E5.3

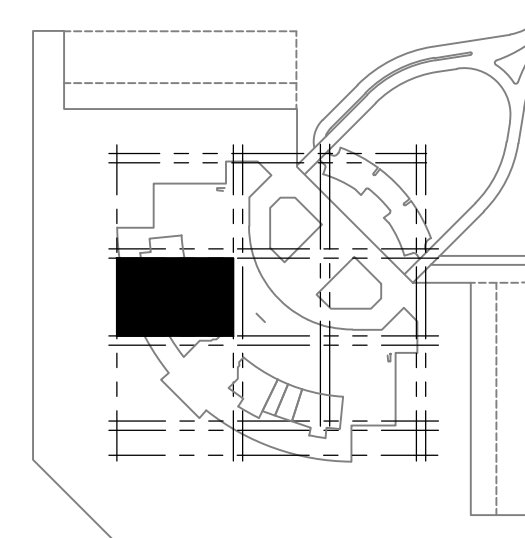
A LIGHTING PLAN - LEVEL 4 CSB PLATFORM - AREA 5B

SCALE: 1/8" = 1'-0"



GENERAL NOTES

- EXISTING CONDITIONS ARE BASED ON EXISTING RECORD DRAWING AND FIELD VERIFICATION. ACTUAL CONDITIONS MAY DIFFER FROM THOSE SHOWN. ELECTRICAL CONTRACTOR SHALL FIELD VERIFY IN ADVANCE THE LOCATION AND CONDITIONS OF EXISTING ELECTRICAL ITEMS TO BE MODIFIED OR REMOVED. CONTRACTOR SHALL NOTIFY ENGINEER SHOULD CONDITIONS DIFFER SIGNIFICANTLY FROM THE CONSTRUCTION DOCUMENTS.
- ALL EQUIPMENT BEING REMOVED OR MODIFIED, THE CONTRACTOR SHALL LOCK-OFF AND TAG BREAKER PRIOR TO WORK.
- ALL DEVICES, JUNCTION BOXES, CIRCUIT NUMBERS, EQUIPMENT SIZES, AND CONDUIT SHOWN ARE FOR REFERENCE ONLY AND MAY NOT INDICATE CORRECT SIZE OR IDENTIFICATION. CONTRACTOR SHALL VISIT SITE AND FIELD VERIFY CORRECT SIZE AND IDENTIFICATION.
- GPR SCANNING IS REQUIRED FOR PENDANT FIXTURE MOUNTING.
- LIGHT FIXTURE(S) REPLACED BY CITY OF PHOENIX ELECTRICAL.



KEY PLAN



16719 East Palisades Blvd., Suite 202
 Fountain Hills, AZ 85268
 Phone: (480) 816-5541
 Fax: (480) 816-5540
 www.creng.com



KIVA NO:
 SDEV NO:
 CONTRACT NO: 144038

PER CITY OF PHOENIX CITY CODE CHAPTER 2, SECTION 2-238, THESE PLANS ARE FOR OFFICIAL USE ONLY AND MAY NOT BE SHARED WITH OTHERS EXCEPT AS REQUIRED TO COMPLETE CONTRACTORS CONTRACT WITH THE CITY OF PHOENIX.

NO.	REVISIONS /	DATE
1	ADDENDUM NO. 3	11/14/23

PHX DVI EYE
 CITY OF PHOENIX AVIATION DEPARTMENT
 PSHIA RENTAL CAR
 LED LIGHT RETROFIT
 AV1500073-1

Designed by: RD
 Drawn by: JBW
 Checked by: CA
 Date: 12/22/2022
 Dwg scale: AS NOTED

PSHIA RENTAL CAR LED LIGHT RETROFIT
**LIGHTING PLAN
 LEVEL 4 CSB PLATFORM
 AREA 5B**

Sheet Reference Number:

E5.2

Q:\PROJECTS\21000\21059_PSH_RCG_LED_Light_Retrofit\CAD_SHEETS\17095_E5.2_LIGHTING_PLAN - LEVEL 4 CSB PLATFORM - AREA 5B.dwg - Nov 14, 2023, 1:12pm

MATCHLINE - SEE SHEET E5.2

7

6

01

D.1

E

F

G

H

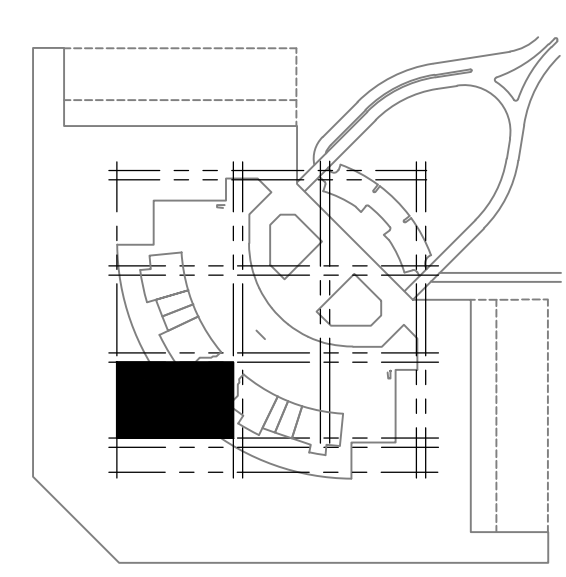
I.1

GENERAL NOTES


- EXISTING CONDITIONS ARE BASED ON EXISTING RECORD DRAWING AND FIELD VERIFICATION. ACTUAL CONDITIONS MAY DIFFER FROM THOSE SHOWN. ELECTRICAL CONTRACTOR SHALL VERIFY IN ADVANCE THE LOCATION AND CONDITIONS OF EXISTING ELECTRICAL ITEMS TO BE MODIFIED OR REMOVED. CONTRACTOR SHALL NOTIFY ENGINEER SHOULD CONDITIONS DIFFER SIGNIFICANTLY FROM THE CONSTRUCTION DOCUMENTS.
- ALL EQUIPMENT BEING REMOVED OR MODIFIED, THE CONTRACTOR SHALL LOCK-OFF AND TAG BREAKER PRIOR TO WORK.
- ALL DEVICES, JUNCTION BOXES, CIRCUIT NUMBERS, EQUIPMENT SIZES, AND CONDUIT SHOWN ARE FOR REFERENCE ONLY AND MAY NOT INDICATE CORRECT SIZE OR IDENTIFICATION. CONTRACTOR SHALL VISIT SITE AND FIELD VERIFY CORRECT SIZE AND IDENTIFICATION.
- GPR SCANNING IS REQUIRED FOR PENDANT FIXTURE MOUNTING.
- LIGHT FIXTURE(S) REPLACED BY CITY OF PHOENIX ELECTRICAL.

LIGHTING PLAN - LEVEL 4 CSB PLATFORM - AREA 7B

SCALE: 1/8" = 1'-0"



KEY PLAN



MATCHLINE - SEE SHEET E5.4

SEE GENERAL NOTE 6

Designed by: RD
 Drawn by: SBW
 Checked by: CA
 Date: 12/22/2022
 Dwg scale: AS NOTED

PHX DVT EYE
 CITY OF PHOENIX AVIATION DEPARTMENT
 PSHIA RENTAL CAR
 LED LIGHT RETROFIT
AV15000073-1



PSHIA RENTAL CAR LED LIGHT RETROFIT
LIGHTING PLAN
LEVEL 4 CSB PLATFORM
AREA 7B

Sheet Reference Number:
E5.3
 Sheet 62 of 130

PER CITY OF PHOENIX CITY CODE CHAPTER 2, SECTION 2-238, THESE PLANS ARE FOR OFFICIAL USE ONLY AND MAY NOT BE SHARED WITH OTHERS EXCEPT AS REQUIRED TO COMPLETE CONTRACTORS CONTRACT WITH THE CITY OF PHOENIX.

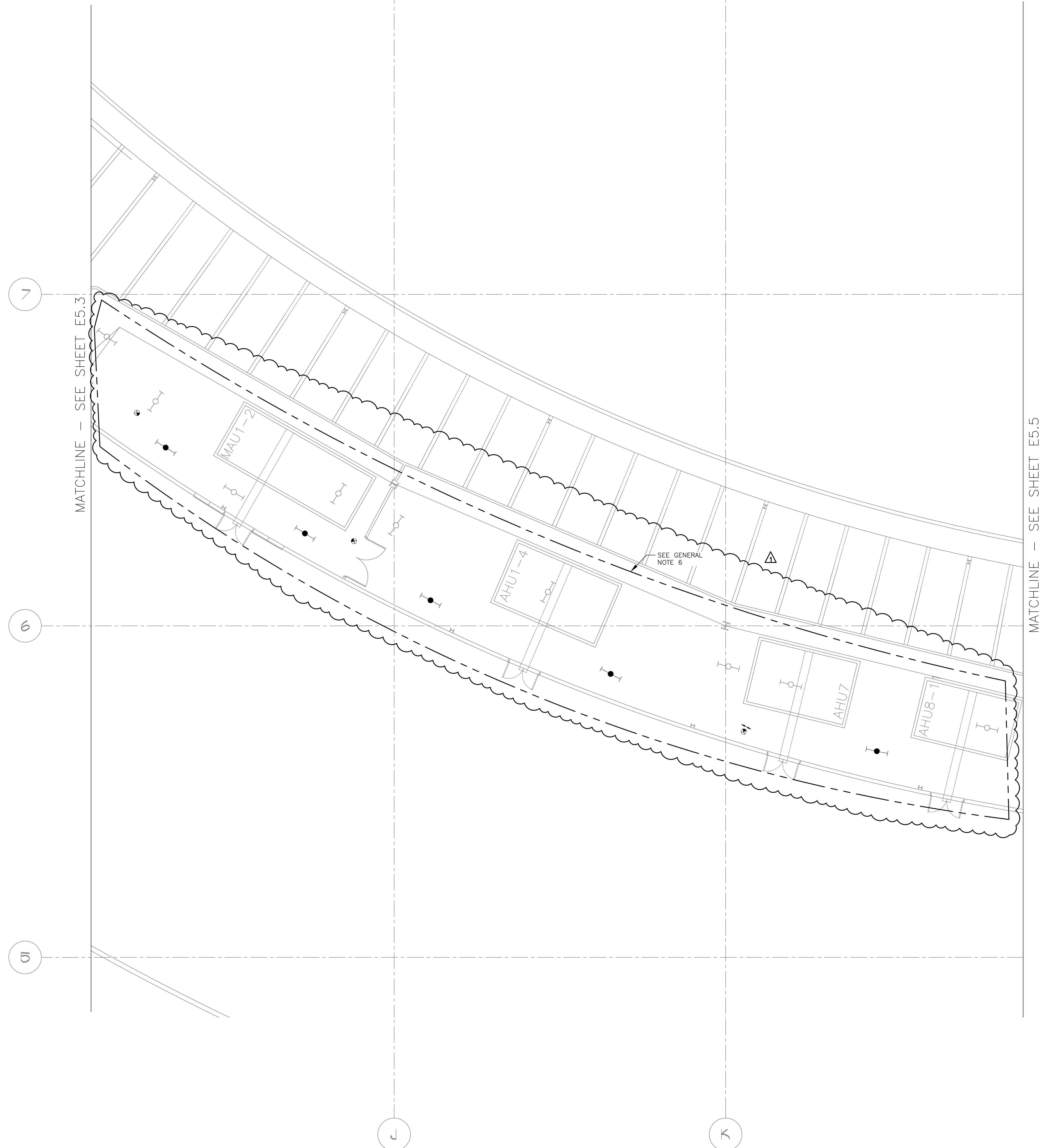
KIVA NO:
 SDEV NO:
 CONTRACT NO: 144038

NO.	REVISIONS /	DATE
1	ADDENDUM NO. 3	11/14/23

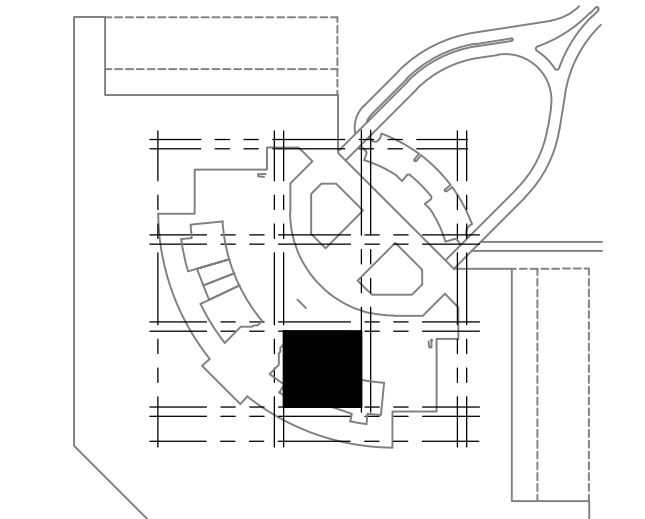


16719 East Palisades Blvd., Suite 202
 Fountain Hills, AZ 85268
 Phone: (480) 816-5541
 Fax: (480) 816-5540
 www.creng.com

Q:\PROJECTS\21000\21059_PSH_CAR_LED_Light_Retrofit\CAD_SHEETS\17095_E5.3_LIGHTING_PLAN - LEVEL 4 CSB PLATFORM - AREA 7B.dwg - Nov 14, 2023, 1:12pm



- GENERAL NOTES**
- EXISTING CONDITIONS ARE BASED ON EXISTING RECORD DRAWING AND FIELD VERIFICATION. ACTUAL CONDITIONS MAY DIFFER FROM THOSE SHOWN. ELECTRICAL CONTRACTOR SHALL FIELD VERIFY IN ADVANCE THE LOCATION AND CONDITIONS OF EXISTING ELECTRICAL ITEMS TO BE MODIFIED OR REMOVED. CONTRACTOR SHALL NOTIFY ENGINEER SHOULD CONDITIONS DIFFER SIGNIFICANTLY FROM THE CONSTRUCTION DOCUMENTS.
 - ALL EQUIPMENT BEING REMOVED OR MODIFIED, THE CONTRACTOR SHALL LOCK-OFF AND TAG BREAKER PRIOR TO WORK.
 - ALL DEVICES, JUNCTION BOXES, CIRCUIT NUMBERS, EQUIPMENT SIZES, AND CONDUIT SHOWN ARE FOR REFERENCE ONLY AND MAY NOT INDICATE CORRECT SIZE OR IDENTIFICATION. CONTRACTOR SHALL VISIT SITE AND FIELD VERIFY CORRECT SIZE AND IDENTIFICATION.
 - GPR SCANNING IS REQUIRED FOR PENDANT FIXTURE MOUNTING.
 - LIGHT FIXTURE(S) REPLACED BY CITY OF PHOENIX ELECTRICAL.

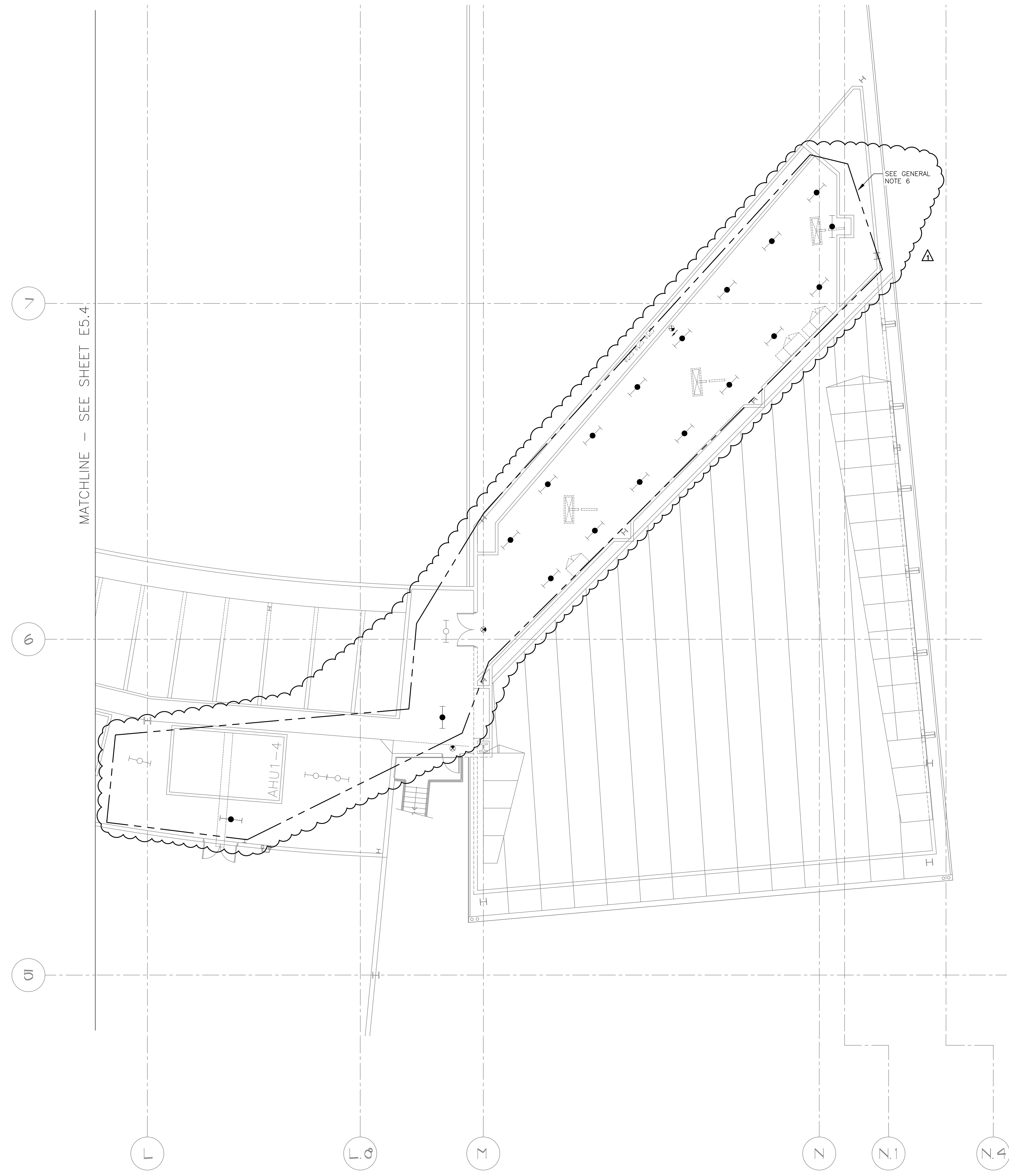


A LIGHTING PLAN - LEVEL 4 CSB PLATFORM - AREA 8A
SCALE: 1/8" = 1'-0"

 16719 East Palisades Blvd., Suite 202 Fountain Hills, AZ 85268 Phone: (480) 816-5541 Fax: (480) 816-5540 www.creng.com		KIVA NO: SDEV NO: CONTRACT NO:
		PER CITY OF PHOENIX CITY CODE CHAPTER 2, SECTION 2-238, THESE PLANS ARE FOR OFFICIAL USE ONLY AND MAY NOT BE SHARED WITH OTHERS EXCEPT AS REQUIRED TO COMPLETE CONTRACTORS CONTRACT WITH THE CITY OF PHOENIX.
ADDENDUM NO. 3 REVISIONS / SUBMISSIONS		DATE 11/14/23
 CITY OF PHOENIX AVIATION DEPARTMENT PSHIA RENTAL CAR LED LIGHT RETROFIT AV1500073-1		
Designed by: RD Drawn by: JBW Checked by: CA Date: 12/22/2022 Dwg scale: AS NOTED		PHOENIX RENTAL CAR LED LIGHT RETROFIT LIGHTING PLAN LEVEL 4 CSB PLATFORM AREA 8A
Sheet Reference Number: E5.4		Sheet 63 of 130

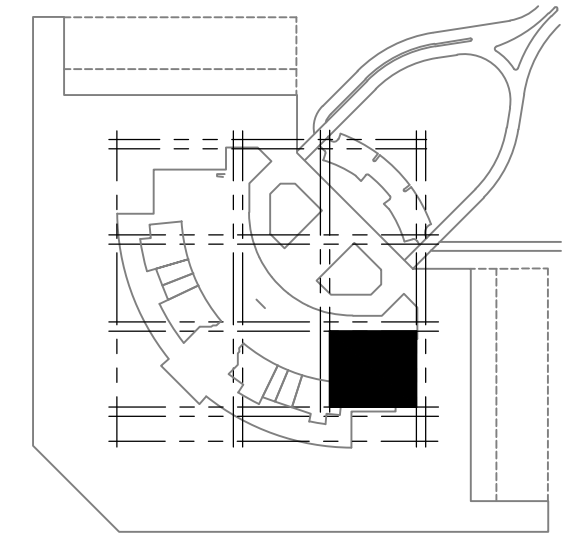
Q:\PROJECTS\21000\21059_PSH_RCC_LED_Light_Retrofit\CAD_SHEETS\17095_E5.4_LIGHTING_PLAN - LEVEL 4 CSB PLATFORM - AREA 8A.dwg - Nov 14, 2023, 1:13pm

Q:\PROJECTS\21000\21059_PHW_RCC_LED_Light_Retrofit\CAD_SHEETS\17095_E5.5_LIGHTING_PLAN - LEVEL 4 CSB PLATFORM - AREA 8B.dwg - Nov 14, 2023, 11:30am



GENERAL NOTES

1. EXISTING CONDITIONS ARE BASED ON EXISTING RECORD DRAWING AND FIELD VERIFICATION. ACTUAL CONDITIONS MAY DIFFER FROM THOSE SHOWN. ELECTRICAL CONTRACTOR SHALL FIELD VERIFY IN ADVANCE THE LOCATION AND CONDITIONS OF EXISTING ELECTRICAL ITEMS TO BE MODIFIED OR REMOVED. CONTRACTOR SHALL NOTIFY ENGINEER SHOULD CONDITIONS DIFFER SIGNIFICANTLY FROM THE CONSTRUCTION DOCUMENTS.
2. ALL EQUIPMENT BEING REMOVED OR MODIFIED, THE CONTRACTOR SHALL LOCK-OFF AND TAG BREAKER PRIOR TO WORK.
3. ALL DEVICES, JUNCTION BOXES, CIRCUIT NUMBERS, EQUIPMENT SIZES, AND CONDUIT SHOWN ARE FOR REFERENCE ONLY AND MAY NOT INDICATE CORRECT SIZE OR IDENTIFICATION. CONTRACTOR SHALL VISIT SITE AND FIELD VERIFY CORRECT SIZE AND IDENTIFICATION.
4. GPR SCANNING IS REQUIRED FOR PENDANT FIXTURE MOUNTING.
6. LIGHT FIXTURE(S) REPLACED BY CITY OF PHOENIX ELECTRICAL.



A LIGHTING PLAN - LEVEL 4 CSB PLATFORM - AREA 8B
SCALE: 1/8" = 1'-0"

Designed by: RD
Drawn by: JBW
Checked by: CA
Date: 12/22/2022
Dwg scale: AS NOTED

PHSIA RENTAL CAR LED LIGHT RETROFIT
**LIGHTING PLAN
LEVEL 4 CSB PLATFORM
AREA 8B**



Sheet Reference Number:
E5.5
Sheet 64 of 130

PHX DVT EYE
CITY OF PHOENIX AVIATION DEPARTMENT
PHSIA RENTAL CAR
LED LIGHT RETROFIT
AV1500073-1

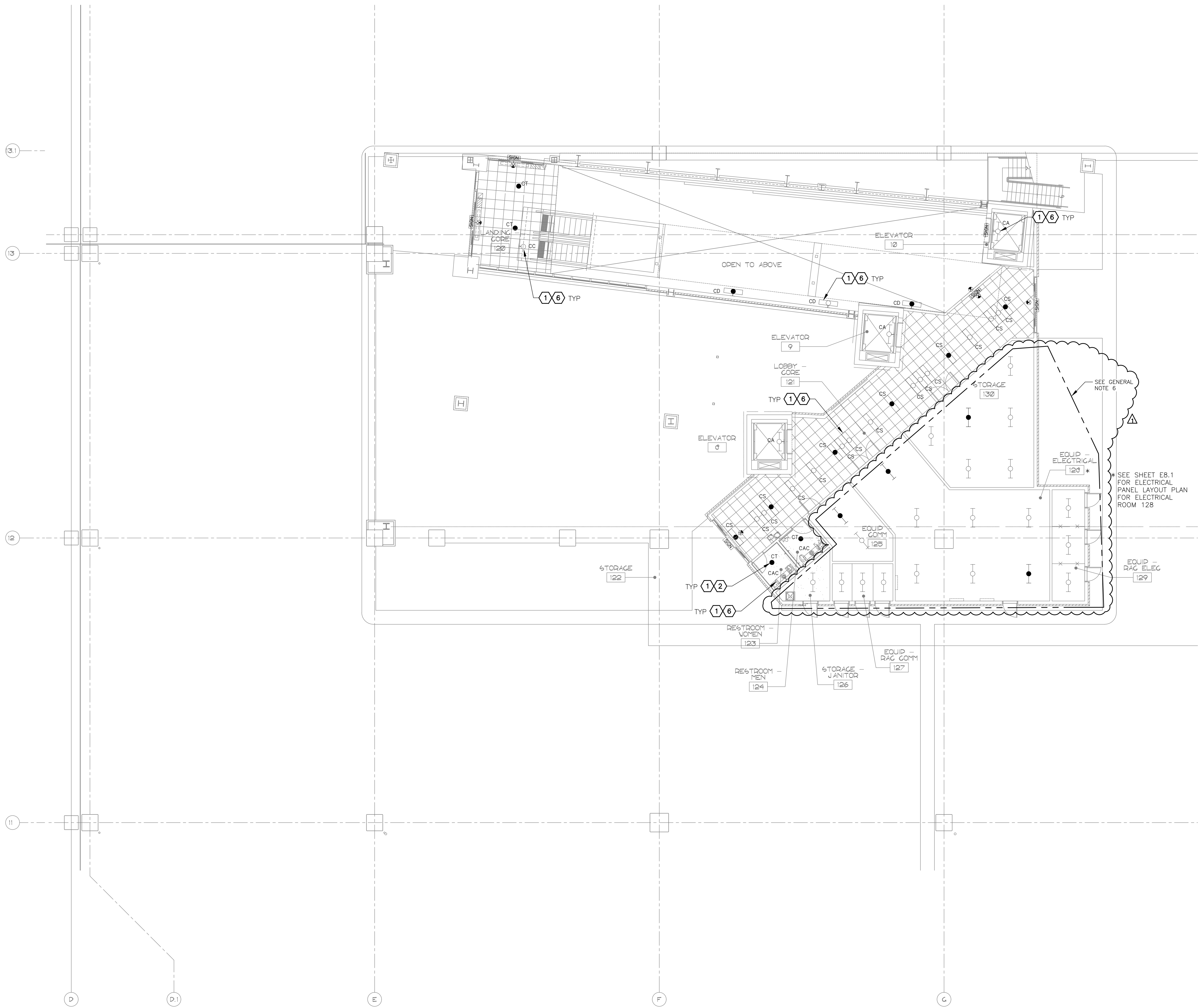
NO.	REVISIONS /	DATE
1	ADDENDUM NO. 3	11/14/23

PER CITY OF PHOENIX CITY CODE CHAPTER 2 SECTION 2-28, THESE PLANS ARE FOR OFFICIAL USE ONLY AND MAY NOT BE SHARED WITH OTHERS EXCEPT AS REQUIRED TO COMPLETE CONTRACTORS CONTRACT WITH THE CITY OF PHOENIX.

KIVA NO:
SDEV NO:
CONTRACT NO:
144038



16719 East Palisades Blvd., Suite 202
Fountain Hills, AZ 85268
Phone: (480) 816-5541
Fax: (480) 816-5540
www.creng.com



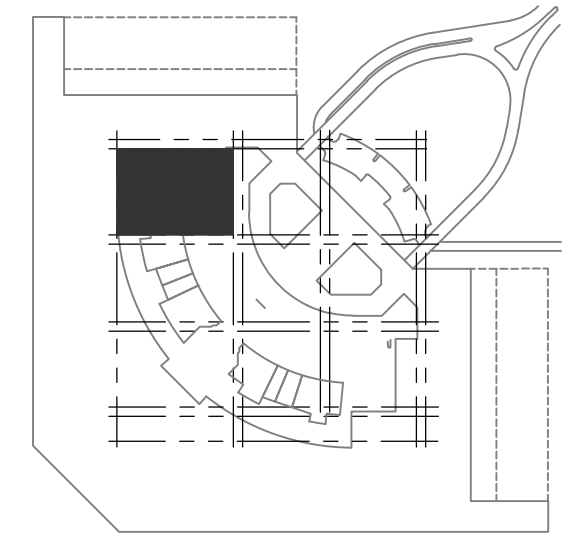
GENERAL NOTES

- EXISTING CONDITIONS ARE BASED ON EXISTING RECORD DRAWING AND FIELD VERIFICATION. ACTUAL CONDITIONS MAY DIFFER FROM THOSE SHOWN. ELECTRICAL CONTRACTOR SHALL FIELD VERIFY IN ADVANCE THE LOCATION AND CONDITIONS OF EXISTING ELECTRICAL ITEMS TO BE MODIFIED OR REMOVED. CONTRACTOR SHALL NOTIFY ENGINEER SHOULD CONDITIONS DIFFER SIGNIFICANTLY FROM THE CONSTRUCTION DOCUMENTS.
- ALL EQUIPMENT BEING REMOVED OR MODIFIED. THE CONTRACTOR SHALL LOCK-OFF AND TAG BREAKER PRIOR TO WORK.
- ALL DEVICES, JUNCTION BOXES, CIRCUIT NUMBERS, EQUIPMENT SIZES, AND CONDUIT SHOWN ARE FOR REFERENCE ONLY AND MAY NOT INDICATE CORRECT SIZE OR IDENTIFICATION. CONTRACTOR SHALL VISIT SITE AND FIELD VERIFY CORRECT SIZE AND IDENTIFICATION.
- OPR SCANNING IS REQUIRED FOR PENDANT FIXTURE MOUNTING.
- LIGHT FIXTURE(S) REPLACED BY CITY OF PHOENIX ELECTRICAL.

KEYED NOTES

- EXISTING FIXTURE TO BE REMOVED AND DISPOSED OF. EXISTING CONDUIT AND CONDUCTORS TO REMAIN.
- NEW FIXTURE TO BE INSTALLED. CONNECT TO EXISTING POWER CIRCUIT AND CONTROLS.
- EXISTING FIXTURE LAMPS TO BE REMOVED AND DISPOSED OF.

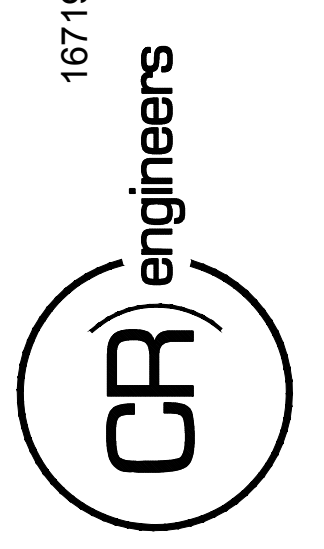
SEE SHEET EB.1 FOR ELECTRICAL PANEL LAYOUT PLAN FOR ELECTRICAL ROOM 128



KEY PLAN

LARGE SCALE ELECTRICAL LIGHTING CORE PLAN – LEVEL 1 – AREA 3B

SCALE: 1/8" = 1'-0"



KIVA NO:
 SDEV NO:
 CONTRACT NO: 144038

PER CITY OF PHOENIX CITY CODE CHAPTER 2 SECTION 2-28, THESE PLANS ARE FOR OFFICIAL USE ONLY AND MAY NOT BE SHARED WITH OTHERS EXCEPT AS REQUIRED TO COMPLETE CONTRACTORS CONTRACT WITH THE CITY OF PHOENIX.

NO.	REVISIONS / SUBMISSIONS	DATE
1	ADDENDUM NO. 3	11/14/23

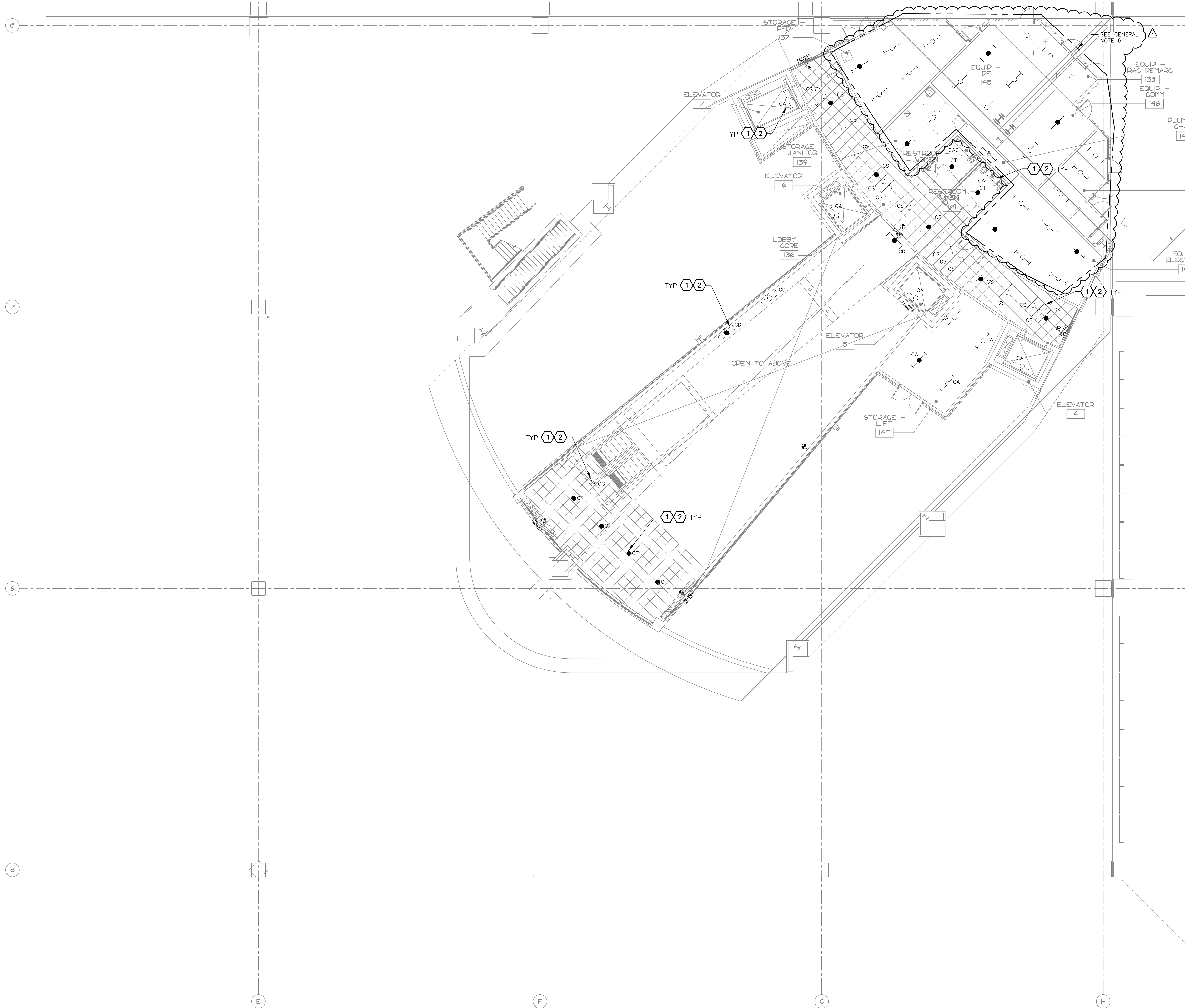
PHX DVT EYE
 CITY OF PHOENIX AVIATION DEPARTMENT
 PSHIA RENTAL CAR
 LED LIGHT RETROFIT
 AV1500073-1

Designed by: RD
 Drawn by: SBW
 Checked by: CA
 Date: 12/22/2022
 Dwg scale: AS NOTED

PHSIA RENTAL CAR LED LIGHT RETROFIT
LARGE SCALE ELECTRICAL LIGHTING CORE PLAN
 LEVEL 1
 AREA 3B

Sheet Reference Number:
E6.1

Q:\PROJECTS\21000\21059_PSH_RCC_LED_Light_Retrofit\CAD_SHEETS\17095_EB.1_LARGE_SCALE_ELECTRICAL_LIGHTING_CORE_PLAN - LEVEL 1 - AREA 3B.dwg - Nov 14, 2023 11:15am



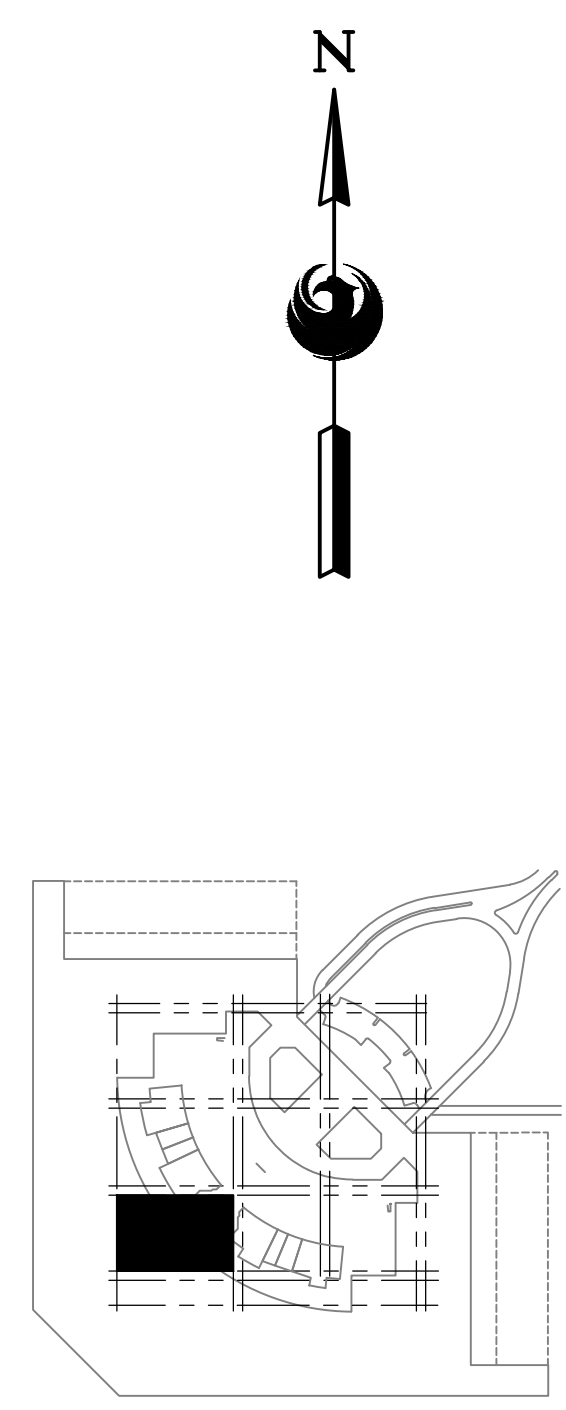
* SEE SHEET EB.1 FOR ELECTRICAL PANEL LAYOUT PLAN FOR ELECTRICAL ROOM 143

GENERAL NOTES

- EXISTING CONDITIONS ARE BASED ON EXISTING RECORD DRAWING AND FIELD VERIFICATION. ACTUAL CONDITIONS MAY DIFFER FROM THOSE SHOWN. ELECTRICAL CONTRACTOR SHALL FIELD VERIFY IN ADVANCE THE LOCATION AND CONDITIONS OF EXISTING ELECTRICAL ITEMS TO BE MODIFIED OR REMOVED. CONTRACTOR SHALL NOTIFY ENGINEER SHOULD CONDITIONS DIFFER SIGNIFICANTLY FROM THE CONSTRUCTION DOCUMENTS.
- ALL EQUIPMENT BEING REMOVED OR MODIFIED, THE CONTRACTOR SHALL LOCK-OFF AND TAG BREAKER PRIOR TO WORK.
- ALL DEVICES, JUNCTION BOXES, CIRCUIT NUMBERS, EQUIPMENT SIZES, AND CONDUIT SHOWN ARE FOR REFERENCE ONLY AND MAY NOT INDICATE CORRECT SIZE OR IDENTIFICATION. CONTRACTOR SHALL VISIT SITE AND FIELD VERIFY CORRECT SIZE AND IDENTIFICATION.
- GPR SCANNING IS REQUIRED FOR PENDANT FIXTURE MOUNTING.
- LIGHT FIXTURE(S) REPLACED BY CITY OF PHOENIX ELECTRICAL.

KEYED NOTES

- 1 EXISTING FIXTURE TO BE REMOVED AND DISPOSED OF. EXISTING CONDUIT AND CONDUCTORS TO REMAIN.
- 2 NEW FIXTURE TO BE INSTALLED. CONNECT TO EXISTING POWER CIRCUIT AND CONTROLS.



LARGE SCALE ELECTRICAL LIGHTING CORE PLAN -- LEVEL 1 -- AREA 7B
SCALE: 1/8" = 1'-0"

16719 East Palisades Blvd., Suite 202
Fountain Hills, AZ 85268
Phone: (480) 816-5541
Fax: (480) 816-5540
www.creng.com

CR engineers

Professional Engineer
Catherine M. Alcorn
36986
Catherine M. Alcorn
Professional Engineer
No. 13,874

KIVA NO:
SDEV NO:
CONTRACT NO:

PER CITY OF PHOENIX CITY CODE CHAPTER 2, SECTION 2-28, THESE PLANS ARE FOR OFFICIAL USE ONLY AND MAY NOT BE SHARED WITH OTHERS EXCEPT AS REQUIRED TO COMPLETE CONTRACTORS CONTRACT WITH THE CITY OF PHOENIX.

NO.	ADDENDUM NO.	REVISIONS / SUBMISSIONS	DATE
1	ADDENDUM NO. 3		11/14/23

PHX DVT EYE
CITY OF PHOENIX AVIATION DEPARTMENT
PSHIA RENTAL CAR LED LIGHT RETROFIT
AV1500073-1

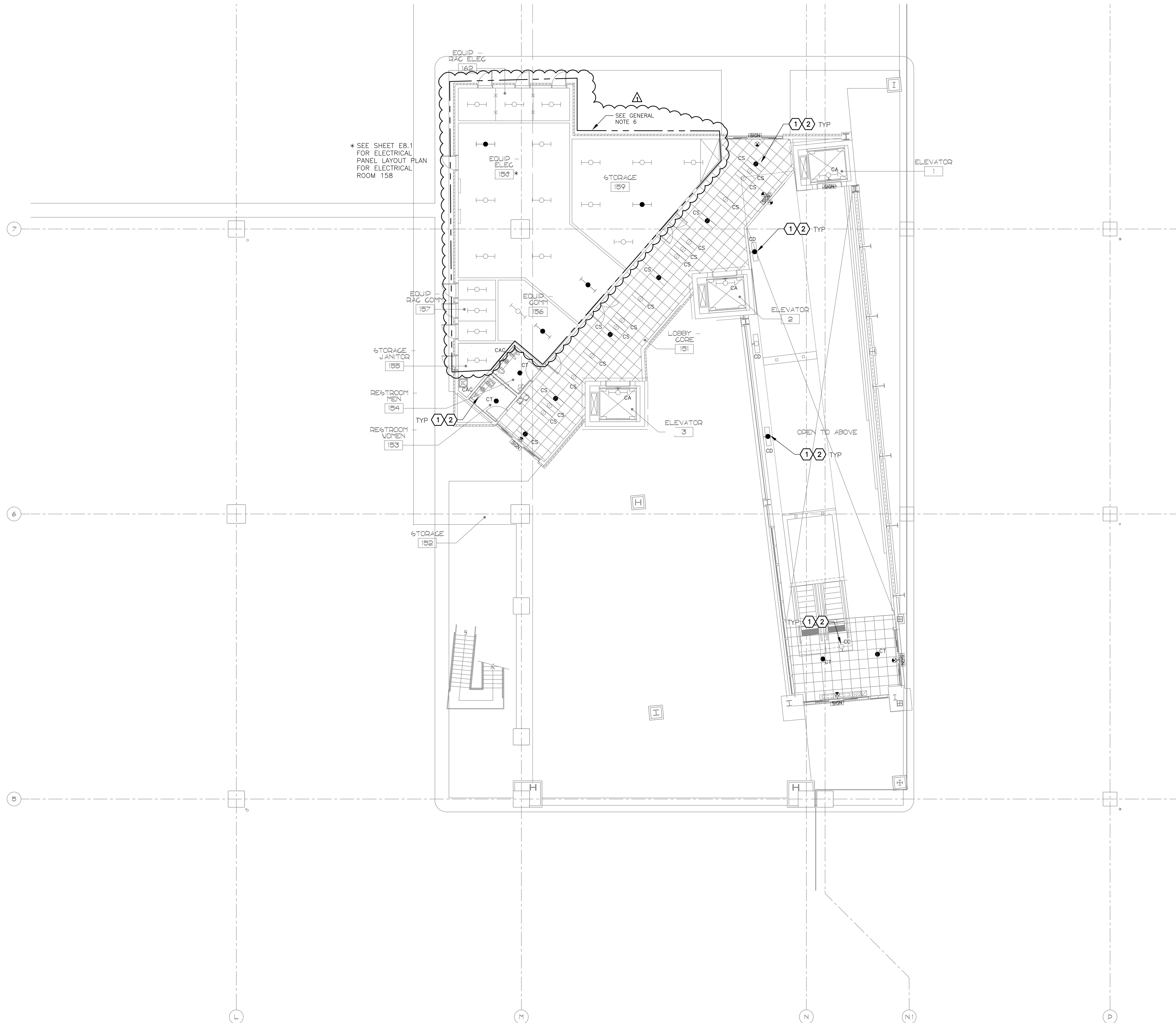
Designed by: RD
Drawn by: SBW
Checked by: CA
Date: 12/22/2022
Dwg scale: AS NOTED

PHSIA RENTAL CAR LED LIGHT RETROFIT
LARGE SCALE ELECTRICAL LIGHTING CORE PLAN
LEVEL 1
AREA 7B

Sheet Reference Number:
E6.2

Sheet 66 of 130

C:\PROJECTS\21000\21059_PSH_RCC_LED_Light_Retrofit\CAD_SHEETS\17095_EB.3_LARGE_SCALE_ELECTRICAL_LIGHTING_CORE_PLAN - LEVEL 1 - AREA 8B.dwg - Nov 14, 2023 11:51am



* SEE SHEET EB.1 FOR ELECTRICAL PANEL LAYOUT PLAN FOR ELECTRICAL ROOM 158

SEE GENERAL NOTE 6

OPEN TO ABOVE

A LARGE SCALE ELECTRICAL LIGHTING CORE PLAN - LEVEL 1 - AREA 8B

SCALE: 1/8" = 1'-0"

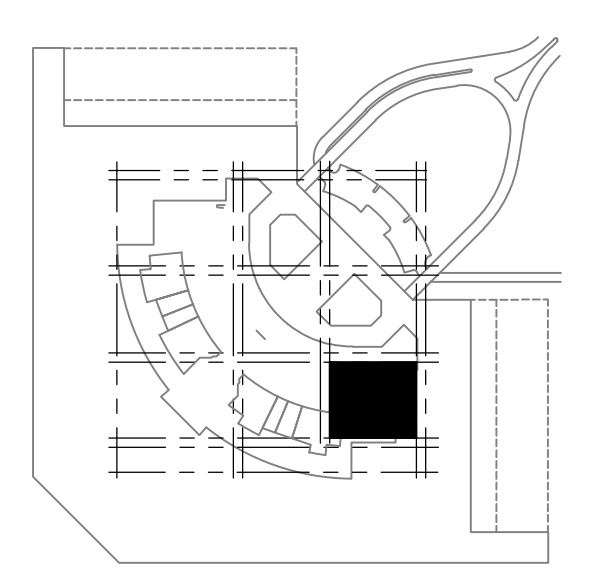
GENERAL NOTES

1. EXISTING CONDITIONS ARE BASED ON EXISTING RECORD DRAWING AND FIELD VERIFICATION. ACTUAL CONDITIONS MAY DIFFER FROM THOSE SHOWN. ELECTRICAL CONTRACTOR SHALL FIELD VERIFY IN ADVANCE THE LOCATION AND CONDITIONS OF EXISTING ELECTRICAL ITEMS TO BE MODIFIED OR REMOVED. CONTRACTOR SHALL NOTIFY ENGINEER SHOULD CONDITIONS DIFFER SIGNIFICANTLY FROM THE CONSTRUCTION DOCUMENTS.
2. ALL EQUIPMENT BEING REMOVED OR MODIFIED, THE CONTRACTOR SHALL LOCK-OFF AND TAG BREAKER PRIOR TO WORK.
3. ALL DEVICES, JUNCTION BOXES, CIRCUIT NUMBERS, EQUIPMENT SIZES, AND CONDUIT SHOWN ARE FOR REFERENCE ONLY AND MAY NOT INDICATE CORRECT SIZE OR IDENTIFICATION. CONTRACTOR SHALL VISIT SITE AND FIELD VERIFY CORRECT SIZE AND IDENTIFICATION.
4. GPR SCANNING IS REQUIRED FOR PENDANT FIXTURE MOUNTING.


6. LIGHT FIXTURE(S) REPLACED BY CITY OF PHOENIX ELECTRICAL.

KEYED NOTES

- ① EXISTING FIXTURE TO BE REMOVED AND DISPOSED OF. EXISTING CONDUIT AND CONDUCTORS TO REMAIN.
- ② NEW FIXTURE TO BE INSTALLED. CONNECT TO EXISTING POWER CIRCUIT AND CONTROLS.



KEY PLAN



NO.	REVISIONS / SUBMISSIONS	DATE
1	ADDENDUM NO. 3	11/14/23

Designed by: RD
 Drawn by: SBW
 Checked by: CA
 Date: 12/22/2022
 Dwg scale: AS NOTED

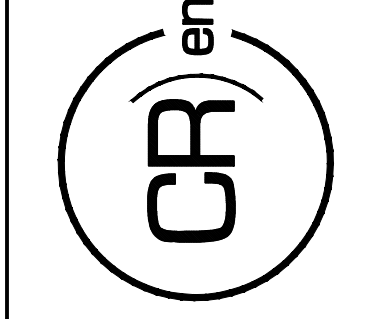

PHSIA RENTAL CAR LED LIGHT RETROFIT
LARGE SCALE ELECTRICAL LIGHTING CORE PLAN
 LEVEL 1
 AREA 8B

Sheet Reference Number:
E6.3
 Sheet 67 of 130

PHX DVT EYE
 CITY OF PHOENIX AVIATION DEPARTMENT
 PSHIA RENTAL CAR
 LED LIGHT RETROFIT
AV1500073-1

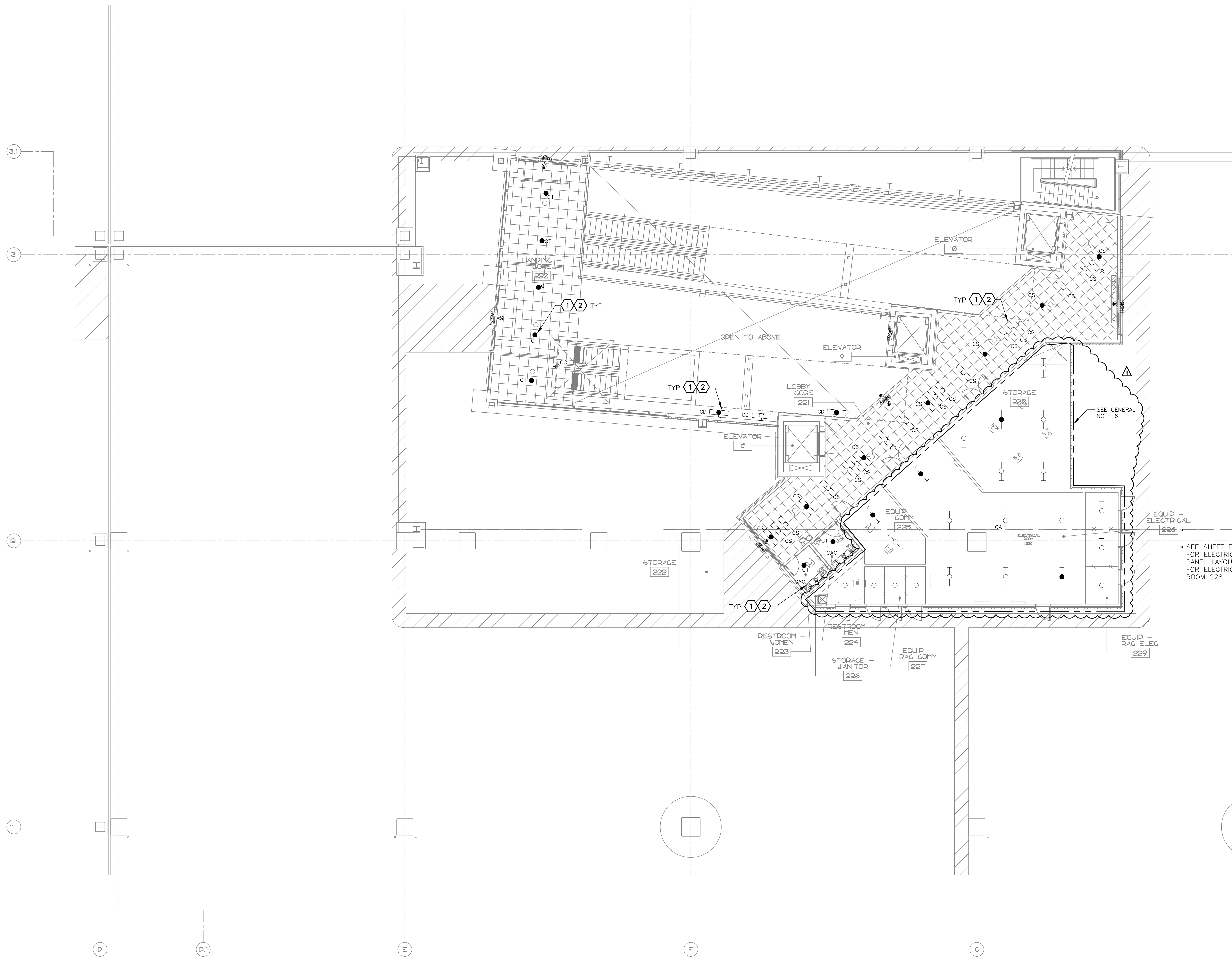
PER CITY OF PHOENIX CITY CODE CHAPTER 2, SECTION 2-28, THESE PLANS ARE FOR OFFICIAL USE ONLY AND MAY NOT BE SHARED WITH OTHERS EXCEPT AS REQUIRED TO COMPLETE CONTRACTORS CONTRACT WITH THE CITY OF PHOENIX.

KIVA NO:
 SDEV NO:
 CONTRACT NO: 144038



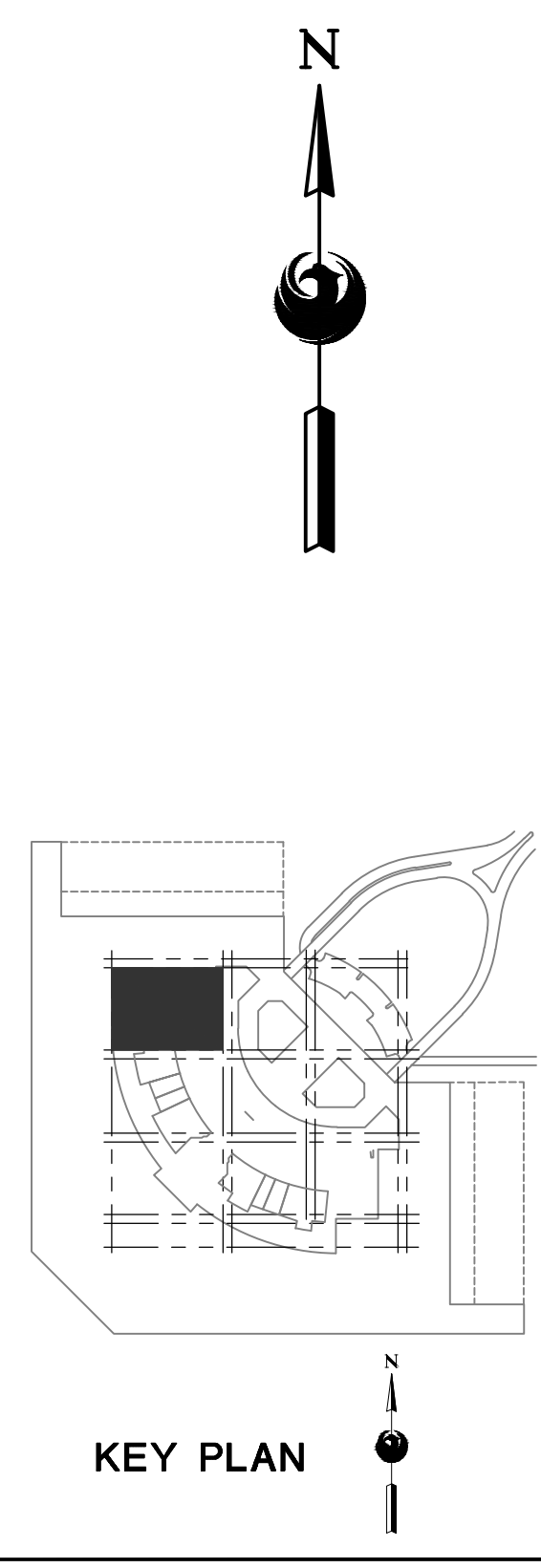
16719 East Palisades Blvd., Suite 202
 Fountain Hills, AZ 85268
 Phone: (480) 816-5541
 Fax: (480) 816-5540
 www.creng.com

C:\PROJECTS\21000\21059_PSH_CAR_LED_Light_Retrofit\CAD_SHEETS\17095_E6.4_LARGE_SCALE_ELECTRICAL_LIGHTING_CORE_PLAN - LEVEL 2 - AREA_3B.dwg - Nov 14 2023 11:10am

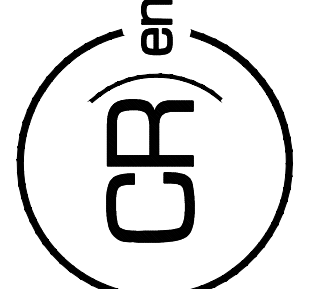




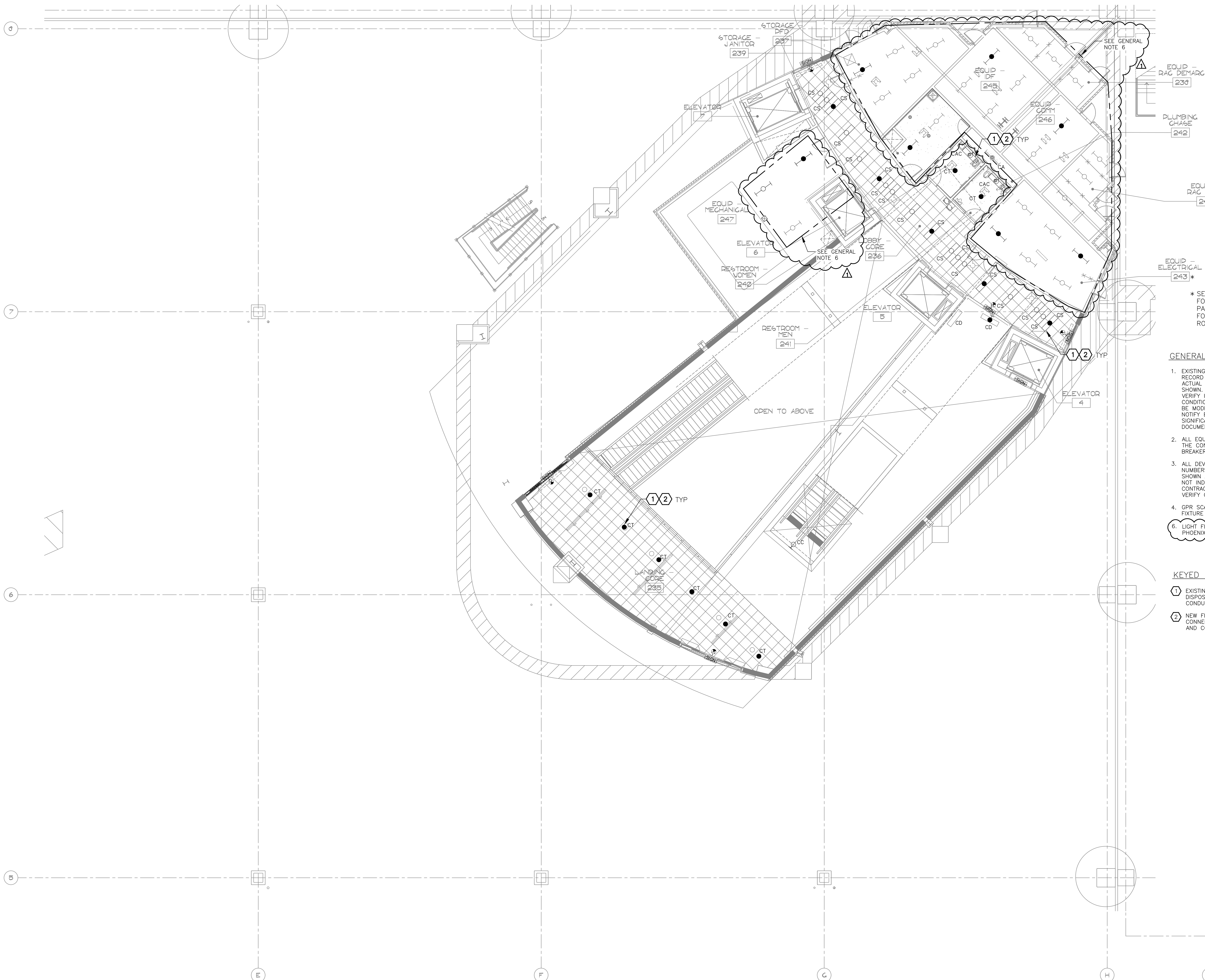
- GENERAL NOTES**
- EXISTING CONDITIONS ARE BASED ON EXISTING RECORD DRAWING AND FIELD VERIFICATION. ACTUAL CONDITIONS MAY DIFFER FROM THOSE SHOWN. ELECTRICAL CONTRACTOR SHALL FIELD VERIFY IN ADVANCE THE LOCATION AND CONDITIONS OF EXISTING ELECTRICAL ITEMS TO BE MODIFIED OR REMOVED. CONTRACTOR SHALL NOTIFY ENGINEER SHOULD CONDITIONS DIFFER SIGNIFICANTLY FROM THE CONSTRUCTION DOCUMENTS.
 - ALL EQUIPMENT BEING REMOVED OR MODIFIED, THE CONTRACTOR SHALL LOCK-OFF AND TAG BREAKER PRIOR TO WORK.
 - ALL DEVICES, JUNCTION BOXES, CIRCUIT NUMBERS, EQUIPMENT SIZES, AND CONDUIT SHOWN ARE FOR REFERENCE ONLY AND MAY NOT INDICATE CORRECT SIZE OR IDENTIFICATION. CONTRACTOR SHALL VISIT SITE AND FIELD VERIFY CORRECT SIZE AND IDENTIFICATION.
 - GPR SCANNING IS REQUIRED FOR PENDANT FIXTURE MOUNTING.
 - LIGHT FIXTURE(S) REPLACED BY CITY OF PHOENIX ELECTRICAL.
- KEYED NOTES**
- EXISTING FIXTURE TO BE REMOVED AND DISPOSED OF. EXISTING CONDUIT AND CONDUCTORS TO REMAIN.
 - NEW FIXTURE TO BE INSTALLED. CONNECT TO EXISTING POWER CIRCUIT AND CONTROLS.

* SEE SHEET E8.2 FOR ELECTRICAL PANEL LAYOUT PLAN FOR ELECTRICAL ROOM 228



A LARGE SCALE ELECTRICAL LIGHTING CORE PLAN - LEVEL 2 - AREA 3B
SCALE: 1/8" = 1'-0"

 16719 East Palisades Blvd., Suite 202 Fountain Hills, AZ 85268 Phone: (480) 816-5541 Fax: (480) 816-5540 www.creng.com	
 36696 CATHERINE M. ALCORN ENGINEER STATE OF ARIZONA	
KIVA NO:	CONTRACT NO: 144038
SDEV NO:	CONTRACT NO: 144038
PER CITY OF PHOENIX CITY CODE CHAPTER 2 SECTION 2-238, THESE PLANS ARE FOR OFFICIAL USE ONLY AND MAY NOT BE SHARED WITH OTHERS EXCEPT AS REQUIRED TO THE CONTRACTORS CONTRACT WITH THE CITY OF PHOENIX.	
ADDENDUM NO. 3	DATE 11/14/23
REVISIONS / SUBMISSIONS	DATE
NO.	NO.
 CITY OF PHOENIX AVIATION DEPARTMENT PSHIA RENTAL CAR LED LIGHT RETROFIT AV1500073-1	
Designed by: RD	Checked by: CA
Drawn by: SBW	Date: 12/22/2022
Dwg scale: AS NOTED	AS NOTED
PSHIA RENTAL CAR LED LIGHT RETROFIT LARGE SCALE ELECTRICAL LIGHTING CORE PLAN LEVEL 2 AREA 3B	
Sheet Reference Number: E6.4	
Sheet 68 of 130	



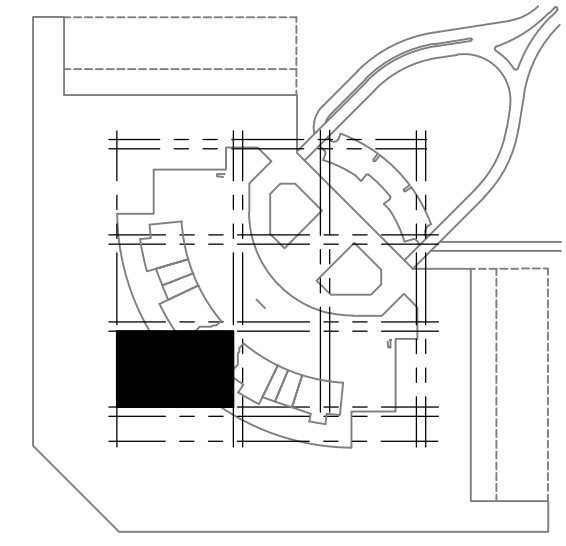
* SEE SHEET E8.2 FOR ELECTRICAL PANEL LAYOUT PLAN FOR ELECTRICAL ROOM 243

GENERAL NOTES

- EXISTING CONDITIONS ARE BASED ON EXISTING RECORD DRAWING AND FIELD VERIFICATION. ACTUAL CONDITIONS MAY DIFFER FROM THOSE SHOWN. ELECTRICAL CONTRACTOR SHALL FIELD VERIFY IN ADVANCE THE LOCATION AND CONDITIONS OF EXISTING ELECTRICAL ITEMS TO BE MODIFIED OR REMOVED. CONTRACTOR SHALL NOTIFY ENGINEER SHOULD CONDITIONS DIFFER SIGNIFICANTLY FROM THE CONSTRUCTION DOCUMENTS.
- ALL EQUIPMENT BEING REMOVED OR MODIFIED, THE CONTRACTOR SHALL LOCK-OFF AND TAG BREAKER PRIOR TO WORK.
- ALL DEVICES, JUNCTION BOXES, CIRCUIT NUMBERS, EQUIPMENT SIZES, AND CONDUIT SHOWN ARE FOR REFERENCE ONLY AND MAY NOT INDICATE CORRECT SIZE OR IDENTIFICATION. CONTRACTOR SHALL VISIT SITE AND FIELD VERIFY CORRECT SIZE AND IDENTIFICATION.
- GPR SCANNING IS REQUIRED FOR PENDANT FIXTURE MOUNTING.
- LIGHT FIXTURE(S) REPLACED BY CITY OF PHOENIX ELECTRICAL.

KEYED NOTES

- EXISTING FIXTURE TO BE REMOVED AND DISPOSED OF. EXISTING CONDUIT AND CONDUCTORS TO REMAIN.
- NEW FIXTURE TO BE INSTALLED. CONNECT TO EXISTING POWER CIRCUIT AND CONTROLS.

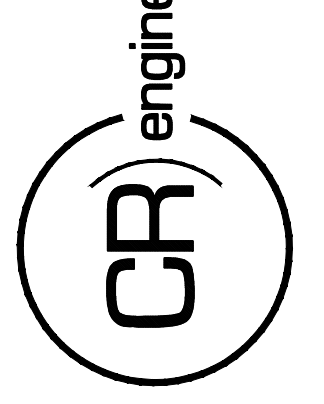


KEY PLAN

LARGE SCALE ELECTRICAL LIGHTING CORE PLAN -- LEVEL 2 -- AREA 7B

SCALE: 1/8" = 1'-0"

16719 East Palisades Blvd., Suite 202
 Fountain Hills, AZ 85268
 Phone: (480) 816-5541
 Fax: (480) 816-5540
 www.creng.com



KIVA NO:
 SDEV NO:
 CONTRACT NO: 144038

PER CITY OF PHOENIX CITY CODE CHAPTER 2, SECTION 2-238, THESE PLANS ARE FOR OFFICIAL USE ONLY AND MAY NOT BE SHARED WITH OTHERS EXCEPT AS REQUIRED TO COMPLETE CONTRACTORS CONTRACT WITH THE CITY OF PHOENIX.

NO.	REVISIONS / SUBMISSIONS	DATE
1	ADDENDUM NO. 3	11/14/23

PHX DVT EYE
 CITY OF PHOENIX AVIATION DEPARTMENT
 PSHIA RENTAL CAR
 LED LIGHT RETROFIT
 AV1500073-1

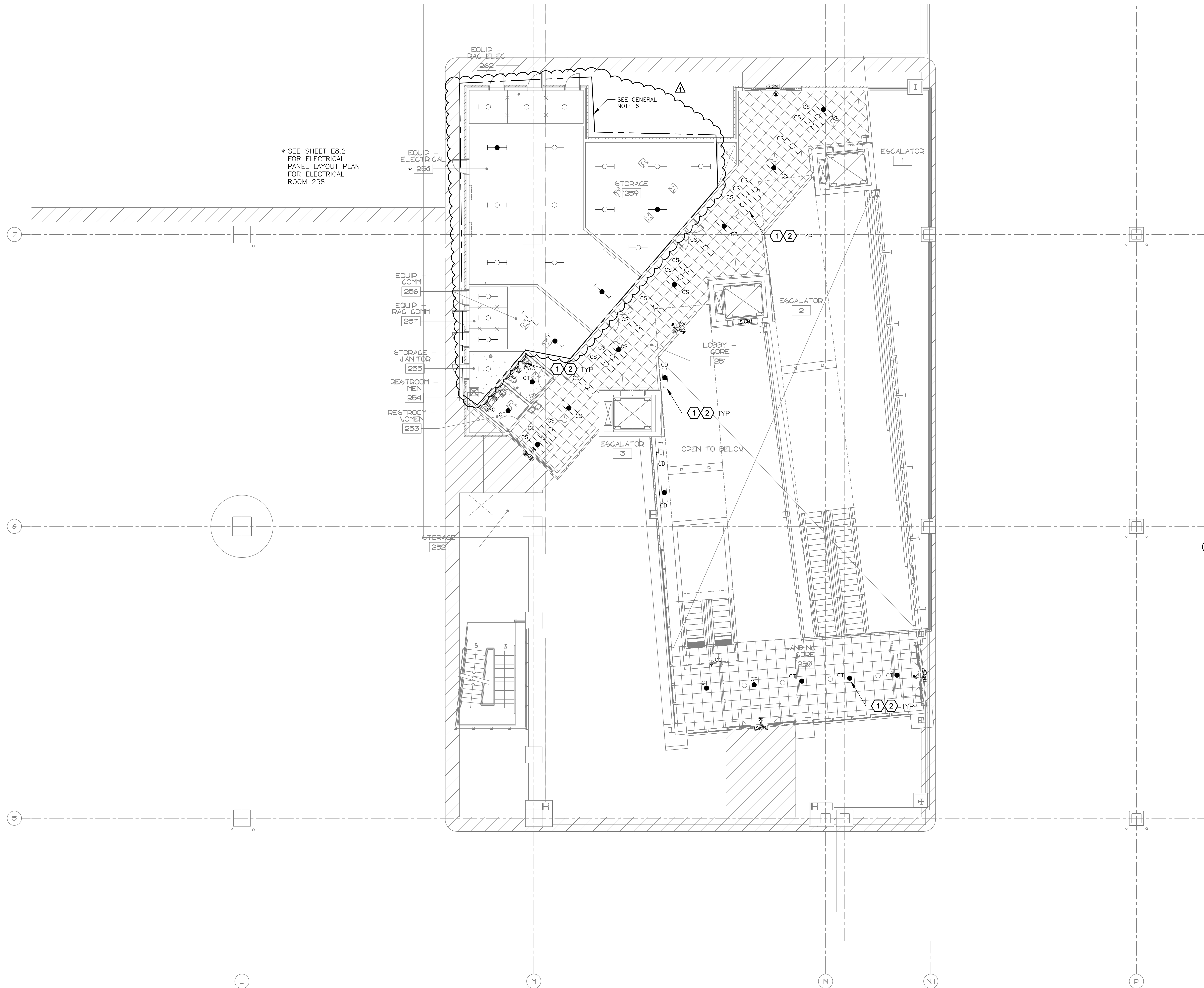
Designed by: RD
 Drawn by: SBW
 Checked by: CA
 Date: 12/22/2022
 Dwg scale: AS NOTED

PSHIA RENTAL CAR LED LIGHT RETROFIT
LARGE SCALE ELECTRICAL LIGHTING CORE PLAN
 LEVEL 2
 AREA 7B

Sheet Reference Number:
E6.5
 Sheet 69 of 130

Q:\PROJECTS\21000\21059_PSH_RCC_LED_Light_Retrofit\CAD_SHEETS\17095_E6.5_LARGE_SCALE_ELECTRICAL_LIGHTING_CORE_PLAN -- LEVEL 2 -- AREA 7B.dwg - Nov 14, 2023 11:17am

Q:\PROJECTS\21000\21059_PSH_CAR_LED_Light_Retrofit\CAD_SHEETS\17095_E6.6_LARGE_SCALE_ELECTRICAL_LIGHTING_CORE_PLAN - LEVEL 2 - AREA 8B.dwg - Nov 14, 2023 11:59am



* SEE SHEET E8.2 FOR ELECTRICAL PANEL LAYOUT PLAN FOR ELECTRICAL ROOM 258

EQUIP ELECTRICAL * 259

EQUIP COMM 256

EQUIP RAC COMM 257

STORAGE JANITOR 255

RESTROOM MEN 254

RESTROOM WOMEN 253

STORAGE 252

SEE GENERAL NOTE 6

STORAGE 259

LOBBY GORE 251

OPEN TO BELOW

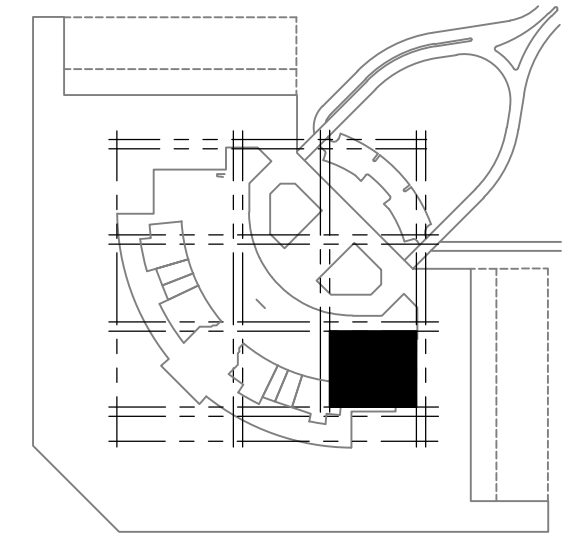
LANDING GORE 250

GENERAL NOTES

1. EXISTING CONDITIONS ARE BASED ON EXISTING RECORD DRAWING AND FIELD VERIFICATION. ACTUAL CONDITIONS MAY DIFFER FROM THOSE SHOWN. ELECTRICAL CONTRACTOR SHALL FIELD VERIFY IN ADVANCE THE LOCATION AND CONDITIONS OF EXISTING ELECTRICAL ITEMS TO BE MODIFIED OR REMOVED. CONTRACTOR SHALL NOTIFY ENGINEER SHOULD CONDITIONS DIFFER SIGNIFICANTLY FROM THE CONSTRUCTION DOCUMENTS.
2. ALL EQUIPMENT BEING REMOVED OR MODIFIED, THE CONTRACTOR SHALL LOCK-OFF AND TAG BREAKER PRIOR TO WORK.
3. ALL DEVICES, JUNCTION BOXES, CIRCUIT NUMBERS, EQUIPMENT SIZES, AND CONDUIT SHOWN ARE FOR REFERENCE ONLY AND MAY NOT INDICATE CORRECT SIZE OR IDENTIFICATION. CONTRACTOR SHALL VISIT SITE AND FIELD VERIFY CORRECT SIZE AND IDENTIFICATION.
4. GPR SCANNING IS REQUIRED FOR PENDANT FIXTURE MOUNTING.
6. LIGHT FIXTURE(S) REPLACED BY CITY OF PHOENIX ELECTRICAL.

KEYED NOTES

- 1 EXISTING FIXTURE TO BE REMOVED AND DISPOSED OF. EXISTING CONDUIT AND CONDUCTORS TO REMAIN.
- 2 NEW FIXTURE TO BE INSTALLED. CONNECT TO EXISTING POWER CIRCUIT AND CONTROLS.



KEY PLAN

A LARGE SCALE ELECTRICAL LIGHTING CORE PLAN - LEVEL 2 - AREA 8B

SCALE: 1/8" = 1'-0"

Designed by: RD
 Drawn by: SBW
 Checked by: CA
 Date: 12/22/2022
 Dwg scale: AS NOTED

PHSIA RENTAL CAR LED LIGHT RETROFIT
LARGE SCALE ELECTRICAL LIGHTING CORE PLAN
 LEVEL 2
 AREA 8B

Sheet Reference Number:
E6.6

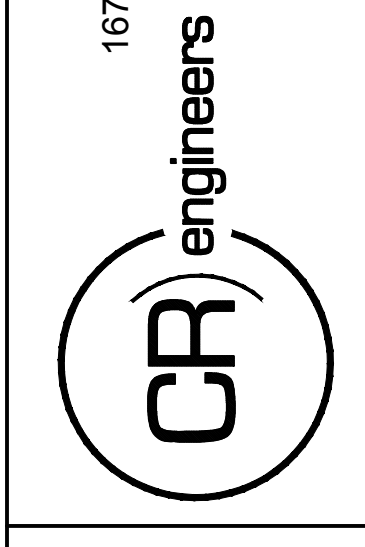

Sheet 70 of 130

PHX DVT EYE
 CITY OF PHOENIX AVIATION DEPARTMENT
 PSHIA RENTAL CAR LED LIGHT RETROFIT
AV1500073-1

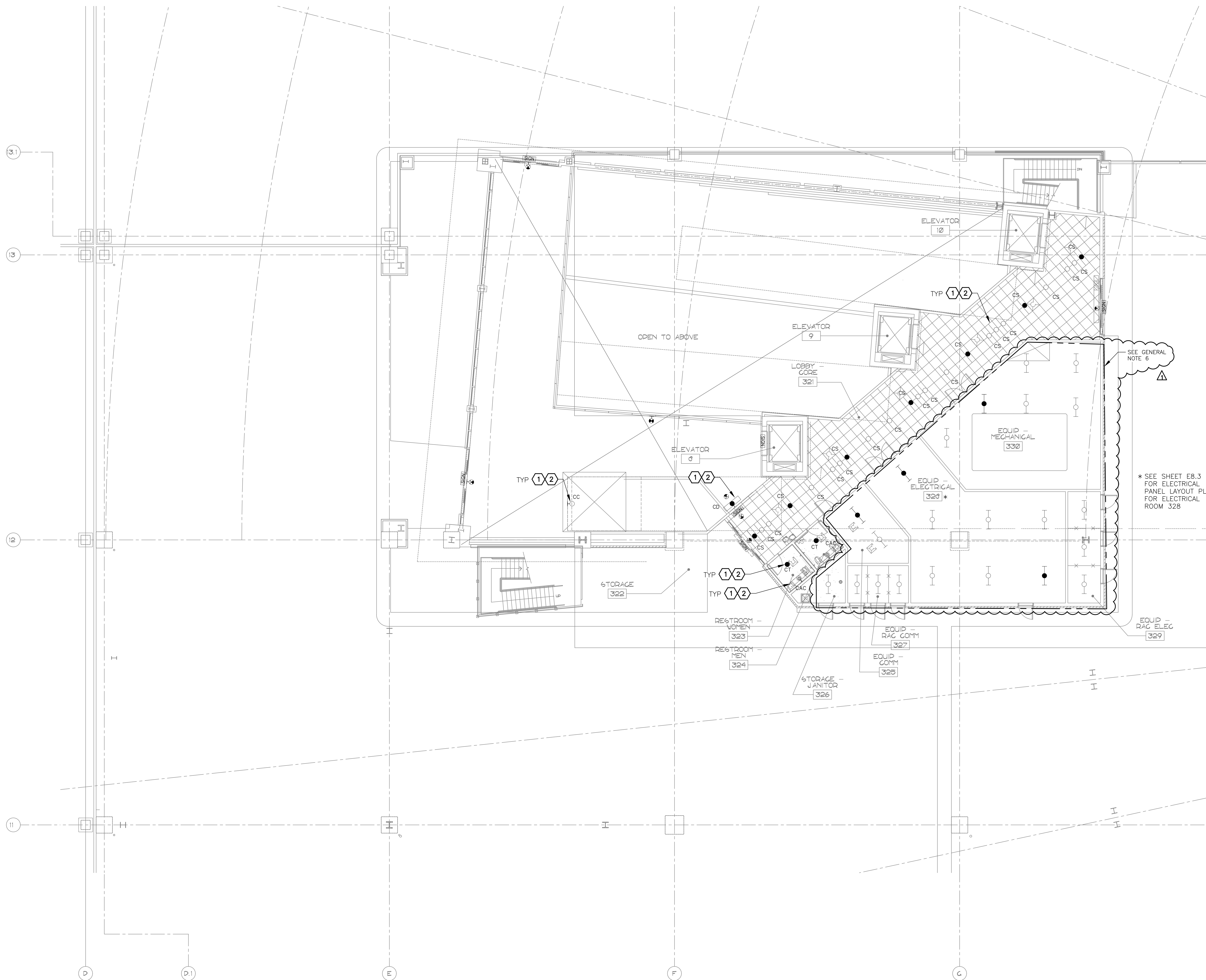
NO.	REVISIONS / SUBMISSIONS	DATE
1	ADDENDUM NO. 3	11/14/23

PER CITY OF PHOENIX CITY CODE CHAPTER 2 SECTION 2-28, THESE PLANS ARE FOR OFFICIAL USE ONLY AND MAY NOT BE SHARED WITH OTHERS EXCEPT AS REQUIRED TO OTHER CONTRACTORS CONTRACT WITH THE CITY OF PHOENIX.

KIVA NO:
 SDEV NO:
 CONTRACT NO: 144038



16719 East Palisades Blvd., Suite 202
 Fountain Hills, AZ 85268
 Phone: (480) 816-5541
 Fax: (480) 816-5540
 www.creng.com

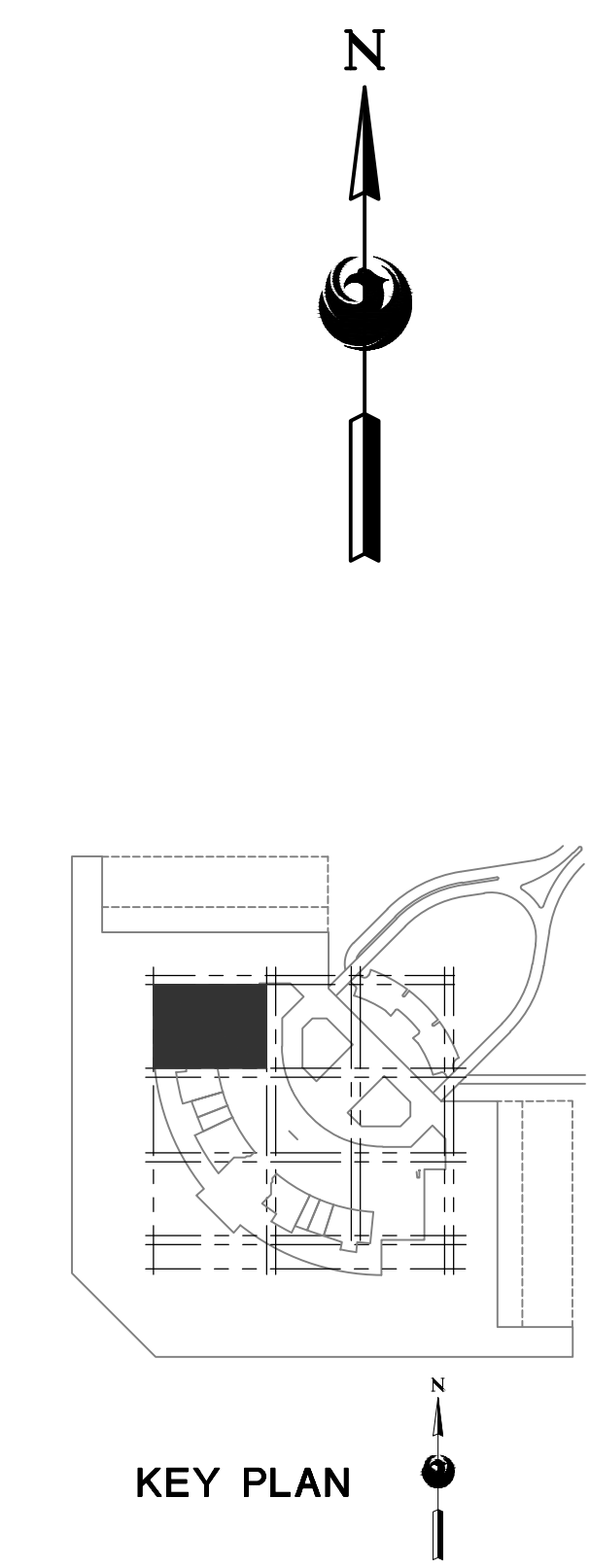


- GENERAL NOTES**
- EXISTING CONDITIONS ARE BASED ON EXISTING RECORD DRAWING AND FIELD VERIFICATION. ACTUAL CONDITIONS MAY DIFFER FROM THOSE SHOWN. ELECTRICAL CONTRACTOR SHALL FIELD VERIFY IN ADVANCE THE LOCATION AND CONDITIONS OF EXISTING ELECTRICAL ITEMS TO BE MODIFIED OR REMOVED. CONTRACTOR SHALL NOTIFY ENGINEER SHOULD CONDITIONS DIFFER SIGNIFICANTLY FROM THE CONSTRUCTION DOCUMENTS.
 - ALL EQUIPMENT BEING REMOVED OR MODIFIED, THE CONTRACTOR SHALL LOCK-OFF AND TAG BREAKER PRIOR TO WORK.
 - ALL DEVICES, JUNCTION BOXES, CIRCUIT NUMBERS, EQUIPMENT SIZES, AND CONDUIT SHOWN ARE FOR REFERENCE ONLY AND MAY NOT INDICATE CORRECT SIZE OR IDENTIFICATION. CONTRACTOR SHALL VISIT SITE AND FIELD VERIFY CORRECT SIZE AND IDENTIFICATION.
 - GPR SCANNING IS REQUIRED FOR PENDANT FIXTURE MOUNTING.
 - LIGHT FIXTURE(S) REPLACED BY CITY OF PHOENIX ELECTRICAL.

- KEYED NOTES**
- EXISTING FIXTURE TO BE REMOVED AND DISPOSED OF. EXISTING CONDUIT AND CONDUCTORS TO REMAIN.
 - NEW FIXTURE TO BE INSTALLED. CONNECT TO EXISTING POWER CIRCUIT AND CONTROLS.

SEE GENERAL NOTE 6

* SEE SHEET EB.3 FOR ELECTRICAL PANEL LAYOUT PLAN FOR ELECTRICAL ROOM 328



A LARGE SCALE ELECTRICAL LIGHTING CORE PLAN – LEVEL 3 – AREA 3B
SCALE: 1/8" = 1'-0"

GENERAL NOTES

- EXISTING CONDITIONS ARE BASED ON EXISTING RECORD DRAWING AND FIELD VERIFICATION. ACTUAL CONDITIONS MAY DIFFER FROM THOSE SHOWN. ELECTRICAL CONTRACTOR SHALL FIELD VERIFY IN ADVANCE THE LOCATION AND CONDITIONS OF EXISTING ELECTRICAL ITEMS TO BE MODIFIED OR REMOVED. CONTRACTOR SHALL NOTIFY ENGINEER SHOULD CONDITIONS DIFFER SIGNIFICANTLY FROM THE CONSTRUCTION DOCUMENTS.
- ALL EQUIPMENT BEING REMOVED OR MODIFIED, THE CONTRACTOR SHALL LOCK-OFF AND TAG BREAKER PRIOR TO WORK.
- ALL DEVICES, JUNCTION BOXES, CIRCUIT NUMBERS, EQUIPMENT SIZES, AND CONDUIT SHOWN ARE FOR REFERENCE ONLY AND MAY NOT INDICATE CORRECT SIZE OR IDENTIFICATION. CONTRACTOR SHALL VISIT SITE AND FIELD VERIFY CORRECT SIZE AND IDENTIFICATION.
- GPR SCANNING IS REQUIRED FOR PENDANT FIXTURE MOUNTING.
- LIGHT FIXTURE(S) REPLACED BY CITY OF PHOENIX ELECTRICAL.

KEYED NOTES

- EXISTING FIXTURE TO BE REMOVED AND DISPOSED OF. EXISTING CONDUIT AND CONDUCTORS TO REMAIN.
- NEW FIXTURE TO BE INSTALLED. CONNECT TO EXISTING POWER CIRCUIT AND CONTROLS.

PER CITY OF PHOENIX CITY CODE CHAPTER 2, SECTION 2-28, THESE PLANS ARE FOR OFFICIAL USE ONLY AND MAY NOT BE SHARED WITH OTHERS EXCEPT AS REQUIRED TO COMPLETE CONTRACTORS CONTRACT WITH THE CITY OF PHOENIX.

NO.	ADDENDUM NO.	DATE	REVISIONS / SUBMISSIONS
1	ADDENDUM NO. 3	11/14/23	


PHX DVT EYE
CITY OF PHOENIX AVIATION DEPARTMENT
PSHIA RENTAL CAR
LED LIGHT RETROFIT
AV1500073-1

Designed by: RD
Drawn by: SBW
Checked by: CA
Date: 12/22/2022
Dwg scale: AS NOTED

PSHIA RENTAL CAR LED LIGHT RETROFIT
LARGE SCALE ELECTRICAL LIGHTING CORE PLAN
LEVEL 3
AREA 3B

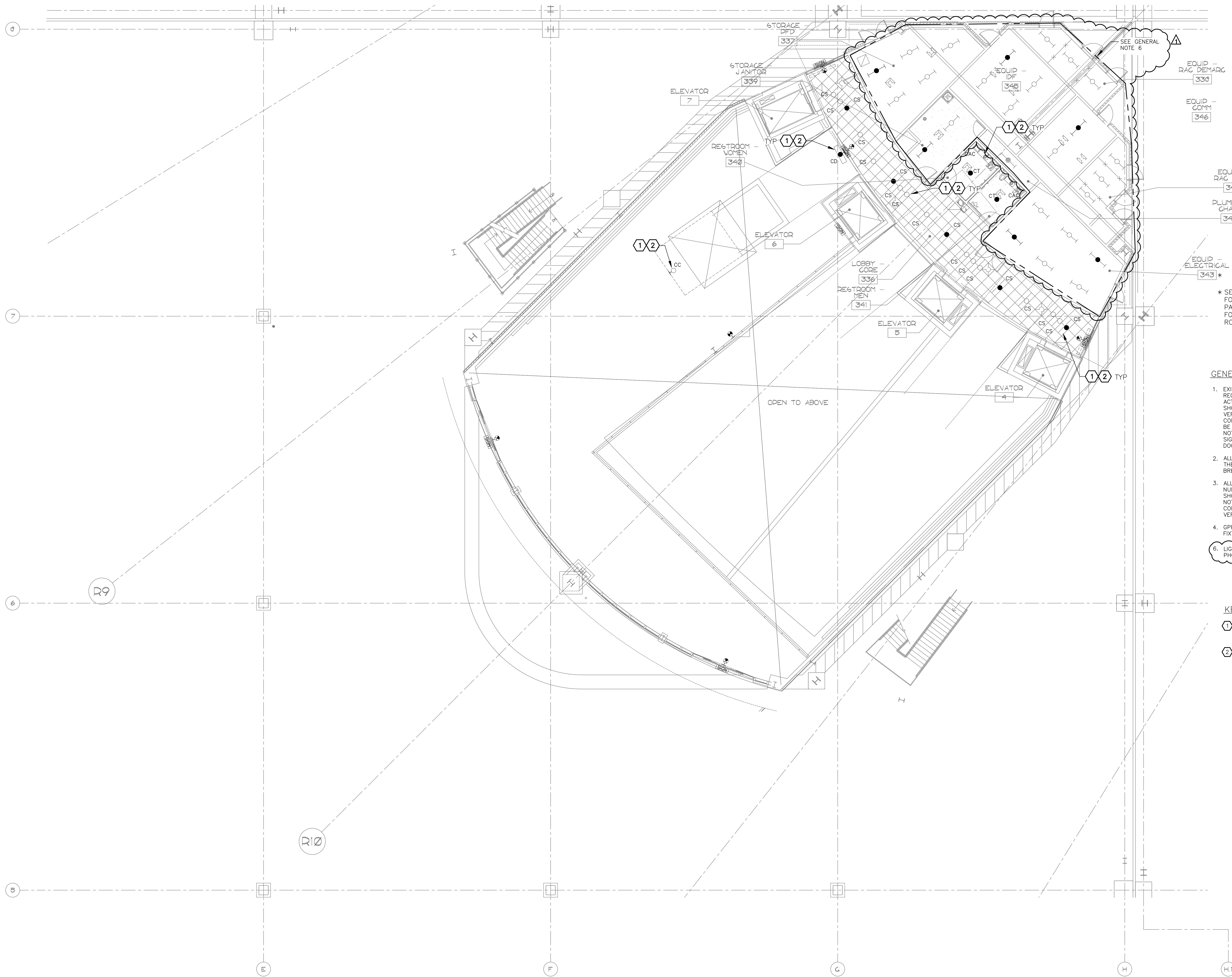
Sheet Reference Number:
E6.7
Sheet 71 of 130

CR engineers
16719 East Palisades Blvd., Suite 202
Fountain Hills, AZ 85268
Phone: (480) 816-5541
Fax: (480) 816-5540
www.creng.com



KIVA NO:
SDEV NO:
CONTRACT NO:
144038

Q:\PROJECTS\21000\21059_PSH_CAR_LED_Light_Retrofit\CAD_SHEETS\17095_E6.7_LARGE_SCALE_ELECTRICAL_LIGHTING_CORE_PLAN - LEVEL 3 - AREA 3B.dwg - Nov 14, 2023 11:59am



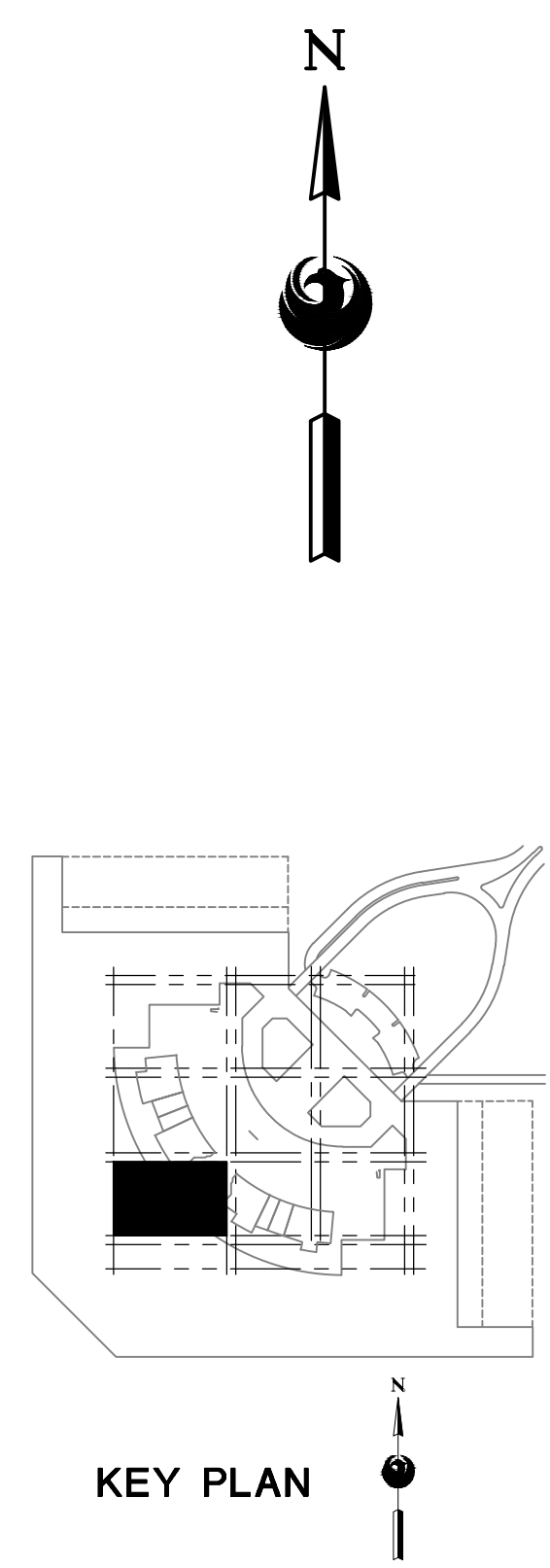
* SEE SHEET E8.3 FOR ELECTRICAL PANEL LAYOUT PLAN FOR ELECTRICAL ROOM 343

GENERAL NOTES

- EXISTING CONDITIONS ARE BASED ON EXISTING RECORD DRAWING AND FIELD VERIFICATION. ACTUAL CONDITIONS MAY DIFFER FROM THOSE SHOWN. ELECTRICAL CONTRACTOR SHALL VERIFY IN ADVANCE THE LOCATION AND CONDITIONS OF EXISTING ELECTRICAL ITEMS TO BE MODIFIED OR REMOVED. CONTRACTOR SHALL NOTIFY ENGINEER SHOULD CONDITIONS DIFFER SIGNIFICANTLY FROM THE CONSTRUCTION DOCUMENTS.
- ALL EQUIPMENT BEING REMOVED OR MODIFIED, THE CONTRACTOR SHALL LOCK-OFF AND TAG BREAKER PRIOR TO WORK.
- ALL DEVICES, JUNCTION BOXES, CIRCUIT NUMBERS, EQUIPMENT SIZES, AND CONDUIT SHOWN ARE FOR REFERENCE ONLY AND MAY NOT INDICATE CORRECT SIZE OR IDENTIFICATION. CONTRACTOR SHALL VISIT SITE AND FIELD VERIFY CORRECT SIZE AND IDENTIFICATION.
- GPR SCANNING IS REQUIRED FOR PENDANT FIXTURE MOUNTING.
- LIGHT FIXTURE(S) REPLACED BY CITY OF PHOENIX ELECTRICAL.

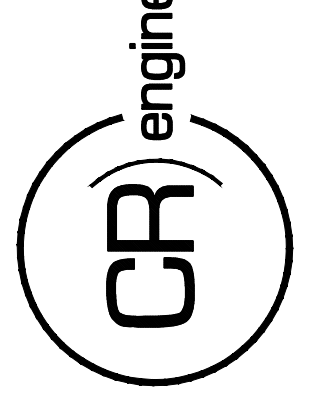
KEYED NOTES

- EXISTING FIXTURE TO BE REMOVED AND DISPOSED OF. EXISTING CONDUIT AND CONDUCTORS TO REMAIN.
- NEW FIXTURE TO BE INSTALLED. CONNECT TO EXISTING POWER CIRCUIT AND CONTROLS.



LARGE SCALE ELECTRICAL LIGHTING CORE PLAN -- LEVEL 3 -- AREA 7B
SCALE: 1/8" = 1'-0"

16719 East Palisades Blvd., Suite 202
Fountain Hills, AZ 85268
Phone: (480) 816-5541
Fax: (480) 816-5540
www.creng.com



KIVA NO:
SDEV NO:
CONTRACT NO: 144038

PER CITY OF PHOENIX CITY CODE CHAPTER 2, SECTION 2-238, THESE PLANS ARE FOR OFFICIAL USE ONLY AND MAY NOT BE SHARED WITH OTHERS EXCEPT AS REQUIRED TO COMPLETE CONTRACTORS CONTRACT WITH THE CITY OF PHOENIX.

NO.	REVISIONS / SUBMISSIONS	DATE
1	ADDENDUM NO. 3	11/14/23

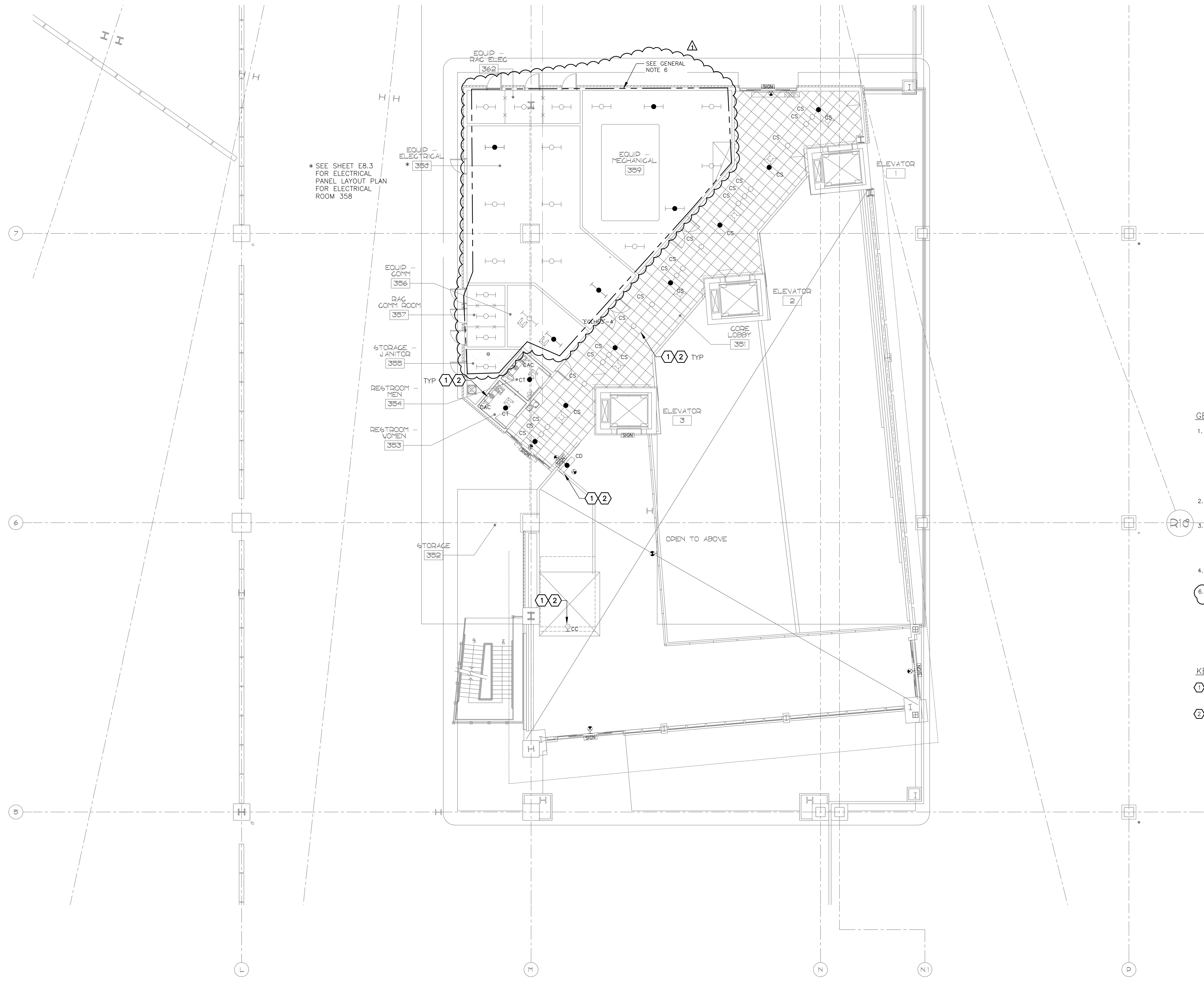
PHX DVI EYE
CITY OF PHOENIX AVIATION DEPARTMENT
PSHIA RENTAL CAR
LED LIGHT RETROFIT
AV1500073-1

Designed by: RD
Drawn by: SBW
Checked by: CA
Date: 12/22/2022
Dwg scale: AS NOTED

PSHIA RENTAL CAR LED LIGHT RETROFIT
LARGE SCALE ELECTRICAL LIGHTING CORE PLAN
LEVEL 3
AREA 7B

Sheet Reference Number:
E6.8
Sheet 72 of 130

Q:\PROJECTS\21000\21059_PSH_RCC_LED_Light_Retrofit\CAD_SHEETS\1005_E6.8_LARGE_SCALE_ELECTRICAL_LIGHTING_CORE_PLAN -- LEVEL 3 -- AREA 7B.dwg -- Nov 14 2023 11:59am



* SEE SHEET E8.3 FOR ELECTRICAL PANEL LAYOUT PLAN FOR ELECTRICAL ROOM 358

EQUIP - RAC ELEC 356
EQUIP - RAC COMM ROOM 357

STORAGE - JANITOR 355

RESTROOM - MEN 354

RESTROOM - WOMEN 353

STORAGE 352

EQUIP - MECHANICAL 359

CORE LOBBY 351

OPEN TO ABOVE

ELEVATOR 1

ELEVATOR 2

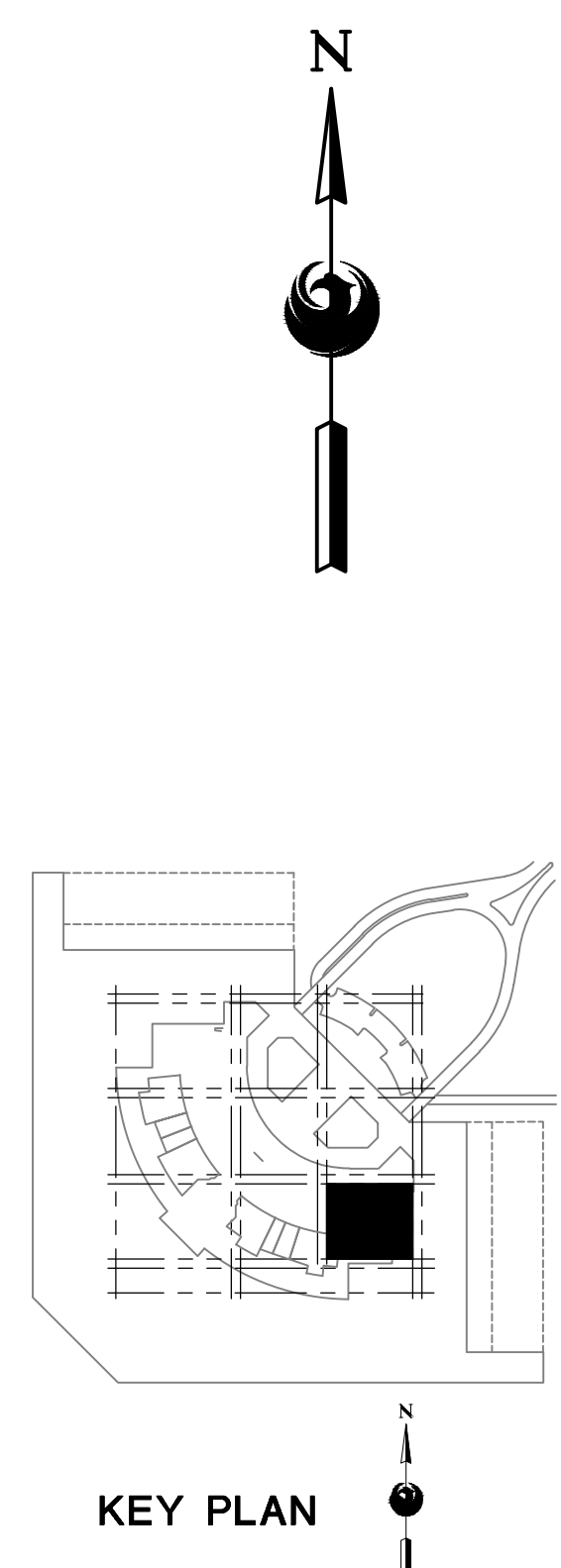
ELEVATOR 3

GENERAL NOTES

- EXISTING CONDITIONS ARE BASED ON EXISTING RECORD DRAWING AND FIELD VERIFICATION. ACTUAL CONDITIONS MAY DIFFER FROM THOSE SHOWN. ELECTRICAL CONTRACTOR SHALL FIELD VERIFY IN ADVANCE THE LOCATION AND CONDITIONS OF EXISTING ELECTRICAL ITEMS TO BE MODIFIED OR REMOVED. CONTRACTOR SHALL NOTIFY ENGINEER SHOULD CONDITIONS DIFFER SIGNIFICANTLY FROM THE CONSTRUCTION DOCUMENTS.
- ALL EQUIPMENT BEING REMOVED OR MODIFIED, THE CONTRACTOR SHALL LOCK-OFF AND TAG BREAKER PRIOR TO WORK.
- ALL DEVICES, JUNCTION BOXES, CIRCUIT NUMBERS, EQUIPMENT SIZES, AND CONDUIT SHOWN ARE FOR REFERENCE ONLY AND MAY NOT INDICATE CORRECT SIZE OR IDENTIFICATION. CONTRACTOR SHALL VISIT SITE AND FIELD VERIFY CORRECT SIZE AND IDENTIFICATION.
- GPR SCANNING IS REQUIRED FOR PENDANT FIXTURE MOUNTING.
- LIGHT FIXTURE(S) REPLACED BY CITY OF PHOENIX ELECTRICAL.

KEYED NOTES

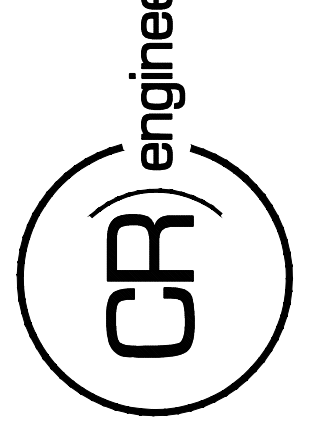
- EXISTING FIXTURE TO BE REMOVED AND DISPOSED OF. EXISTING CONDUIT AND CONDUCTORS TO REMAIN.
- NEW FIXTURE TO BE INSTALLED. CONNECT TO EXISTING POWER CIRCUIT AND CONTROLS.



A LARGE SCALE ELECTRICAL LIGHTING CORE PLAN - LEVEL 3 - AREA 8B

SCALE: 1/8" = 1'-0"

16719 East Palisades Blvd., Suite 202
Fountain Hills, AZ 85268
Phone: (480) 816-5541
Fax: (480) 816-5540
www.creng.com



KIVA NO:
SDEV NO:
CONTRACT NO:

PER CITY OF PHOENIX CITY CODE CHAPTER 2, SECTION 2-238, THESE PLANS ARE FOR OFFICIAL USE ONLY AND MAY NOT BE SHARED WITH OTHERS EXCEPT AS REQUIRED TO COMPLETE CONTRACTORS CONTRACT WITH THE CITY OF PHOENIX.

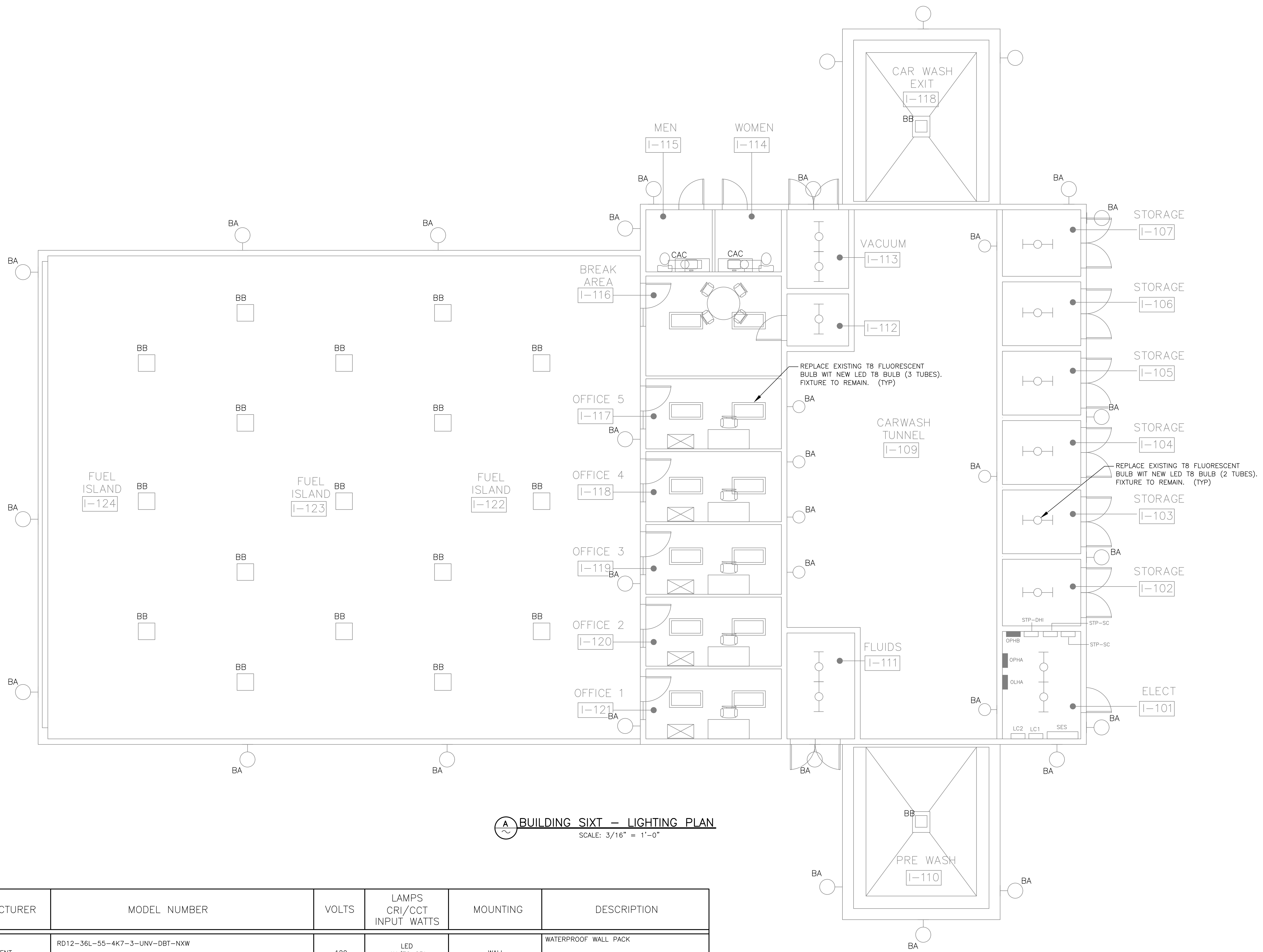
NO.	REVISIONS / SUBMISSIONS	DATE
1	ADDENDUM NO. 3	11/14/23

PHX DVT EYE
CITY OF PHOENIX AVIATION DEPARTMENT
PSHIA RENTAL CAR
LED LIGHT RETROFIT
AV1500073-1

Designed by: RD
Drawn by: SBW
Checked by: CA
Date: 12/22/2022
Dwg scale: AS NOTED

PHSIA RENTAL CAR LED LIGHT RETROFIT
LARGE SCALE ELECTRICAL LIGHTING CORE PLAN
LEVEL 3
AREA 8B

Sheet Reference Number:
E6.9
Sheet 73 of 130




BUILDING SIXT -- LIGHTING PLAN
 SCALE: 3/16" = 1'-0"

SYMBOL	MARK	MANUFACTURER	MODEL NUMBER	VOLTS	LAMPS CRI/CCT INPUT WATTS	MOUNTING	DESCRIPTION
	BA	CURRENT LIGHTING	RD12-36L-55-4K7-3-UNV-DBT-NXW (OR APPROVED EQUAL)	120	LED 4K/70 CRI 24-126	WALL	WATERPROOF WALL PACK
	BB	HUBBELL	LSQ1-40-4K7-UNV-WHT (OR APPROVED EQUAL)	120	LED 4K/70 CRI 24-74	SURFACE	CANOPY LIGHT
	CAC	SEE LIGHTING FIXTURE MARKED AS "CAC" ON SHEET E00.4					



16719 East Palisades Blvd., Suite 202
 Fountain Hills, AZ 85268
 Phone: (480) 816-5541
 Fax: (480) 816-5540
 www.creng.com



KIVA NO:
 SDEV NO:
 CONTRACT NO:

PER CITY OF PHOENIX CITY
 CODE CHAPTER 2, SECTION
 2-238, THESE PLANS ARE FOR
 OFFICIAL USE ONLY AND MAY
 NOT BE SHARED WITH OTHERS
 EXCEPT AS REQUIRED TO
 COMPLETE CONTRACTORS CONTRACT
 WITH THE CITY OF PHOENIX.


NO.	ADDENDUM NO.	REVISIONS / SUBMISSIONS	DATE
1			11/14/23

PHX DOT EYE
 CITY OF PHOENIX AVIATION DEPARTMENT
 PSHIA RENTAL CAR
 LED LIGHT RETROFIT
 AV1500073-1

Designed by: RD
 Drawn by: JBW
 Checked by: CA
 Date: 11/09/2023
 Dwg scale: AS NOTED

PHSIA RENTAL CAR LED LIGHT RETROFIT
**BUILDING SIXT
 LIGHTING PLAN**

Q:\PROJECTS\21000\21059_PSHIA_Rental_Car_LED_Light_Retrofit\CAD_SHEETS\17095_E10.3_BUILDING_SIXT_LIGHTING_PLAN.dwg - Nov 14, 2023, 1:21pm



KIVA NO:
 SDEV NO:
 CONTRACT NO: 144038

PER CITY OF PHOENIX CITY CODE CHAPTER 2 SECTION 2-28, THESE PLANS ARE FOR OFFICIAL USE ONLY AND MAY NOT BE SHARED WITH OTHERS EXCEPT AS REQUIRED TO COMPLETE CONTRACTORS CONTRACT WITH THE CITY OF PHOENIX.

NO.	REVISIONS / SUBMISSIONS	DATE
1	ADDENDUM NO. 3	11/14/23

PHX DVT EYE
 CITY OF PHOENIX AVIATION DEPARTMENT
 PSHIA RENTAL CAR LED LIGHT RETROFIT
AV1500073-1

Designed by: RD
 Drawn by: JBW
 Checked by: CA
 Date: 12/22/2022
 Dwg scale: AS NOTED

PHSIA RENTAL CAR LED LIGHT RETROFIT
ENLARGED SITE LIGHTING PLAN

CONSTRUCTION NOTES

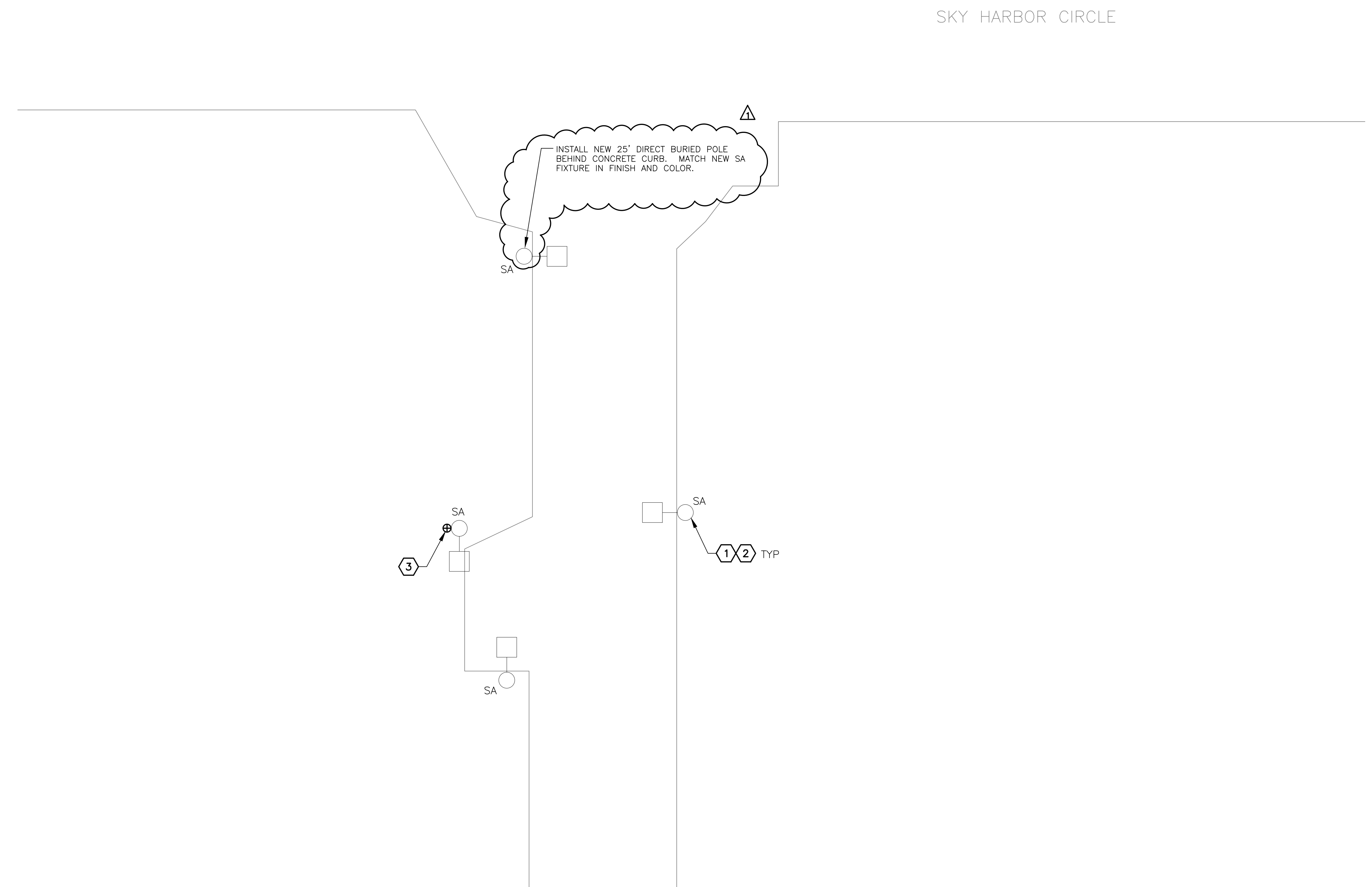
CONTRACTOR SHALL FIELD VERIFY VOLTAGE PRIOR TO PURCHASE OF FIXTURES

GENERAL NOTES

- EXISTING CONDITIONS ARE BASED ON EXISTING RECORD DRAWING AND FIELD VERIFICATION. ACTUAL CONDITIONS MAY DIFFER FROM THOSE SHOWN. ELECTRICAL CONTRACTOR SHALL FIELD VERIFY IN ADVANCE THE LOCATION AND CONDITIONS OF EXISTING ELECTRICAL ITEMS TO BE MODIFIED OR REMOVED. CONTRACTOR SHALL NOTIFY ENGINEER SHOULD CONDITIONS DIFFER SIGNIFICANTLY FROM THE CONSTRUCTION DOCUMENTS.
- ALL EQUIPMENT BEING REMOVED OR MODIFIED, THE CONTRACTOR SHALL LOCK-OFF AND TAG BREAKER PRIOR TO WORK.
- ALL DEVICES, JUNCTION BOXES, CIRCUIT NUMBERS, EQUIPMENT SIZES, AND CONDUIT SHOWN ARE FOR REFERENCE ONLY AND MAY NOT INDICATE CORRECT SIZE OR IDENTIFICATION. CONTRACTOR SHALL VISIT SITE AND FIELD VERIFY CORRECT SIZE AND IDENTIFICATION.
- GPR SCANNING IS REQUIRED FOR PENDANT FIXTURE MOUNTING.
- ELECTRICAL CONTRACTOR TO LOG SERIAL NUMBER FOR EVERY FIXTURE ANTICIPATED TO BE CONNECTED TO WISCAPE LIGHTING CONTROL SYSTEM. COORDINATE EXACT REQUIREMENTS WITH MANUFACTURER PRIOR TO INSTALLATION.

KEYED NOTES

- APPROXIMATE LOCATION OF EXISTING LIGHT POLE. EXISTING FIXTURE TO BE REMOVED AND DISPOSED OF. EXISTING POLE, CONDUIT AND CONDUCTORS TO REMAIN.
- NEW FIXTURE TO BE INSTALLED. CONNECT TO EXISTING POWER CIRCUIT AND CONTROLS.
- NEW 7-PIN EXTERIOR GATEWAY DEVICE FOR STREET LIGHTING POLE.



ENLARGED SITE LIGHTING PLAN
 SCALE: 1/16" = 1'-0"

