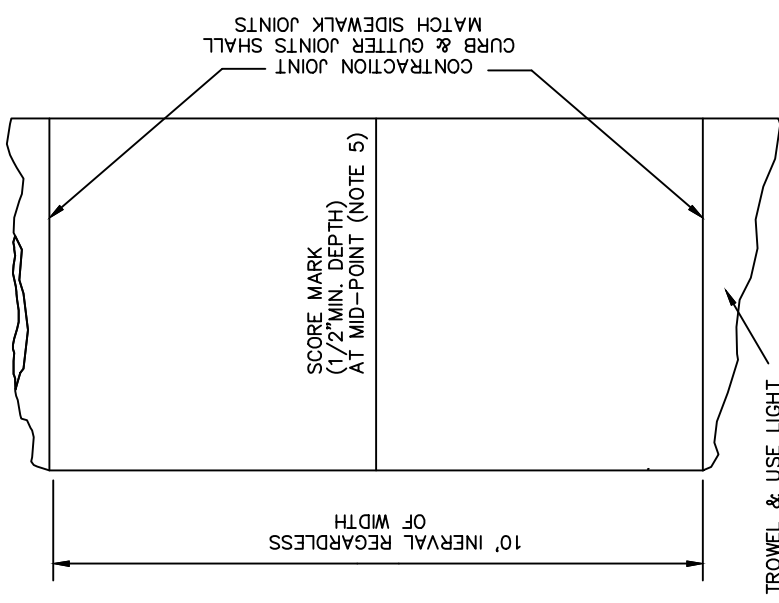
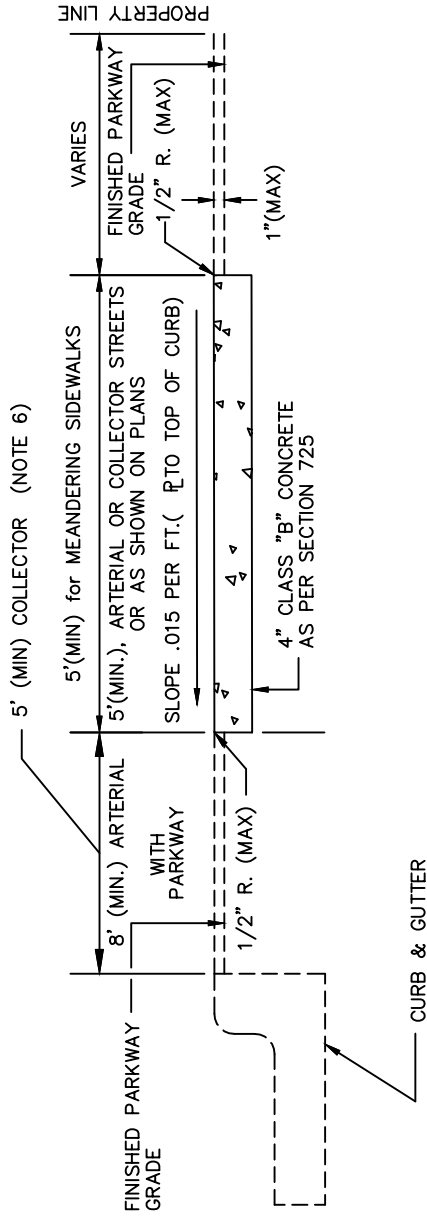
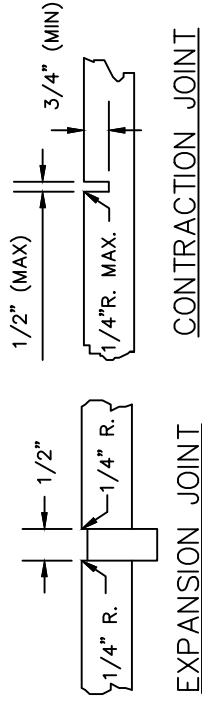


**NOTES:**

1. SIDEWALK CONSTRUCTION SHALL CONFORM TO SECTION 340.
2. EXPANSION JOINT FILLER SHALL BE 1/2" BITUMINOUS TYPE PREFORMED EXPANSION JOINT FILLER, A.S.T.M. D-1751.
3. EXPANSION JOINTS SHALL BE INSTALLED PRIOR TO ALL POURS, AT POINTS OF CURVATURE, AT ADJOINING STRUCTURES, AT DRIVEWAYS AND AT A MAXIMUM SPACING OF 50'. THE EXPANSION JOINT MUST PROVIDE FOR COMPLETE SEPARATION OF THE SIDEWALK FROM ADJOINING CONCRETE.
4. THE EXPANSION JOINT MATERIAL SHALL EXTEND FROM 1/4" BELOW THE TOP SURFACE OF THE SIDEWALK TO 1" INTO THE SUBGRADE.
5. WHEN SIDEWALK AND ADJACENT CURB ARE INSTALLED MONOLITHICALLY, THE MID-POINT SCORE LINE MUST EXTEND ACROSS THE CURB & GUTTER.
6. EXCEPTION TO BE APPROVED BY CITY ENGINEER.
7. CONCRETE SHALL BE M.A.G. CLASS "A" IN AREAS WITH CROSSING VEHICULAR TRAFFIC.



TROWEL & USE LIGHT  
HAIR BROOM FINISH



CONTRACTION JOINT

EXPANSION JOINT